

### 100 men \_ TOP 2000

World / Monde / Mundo

	Nb	%
< 1950	0	0,00
1950-59	2	0,10
1960-69	24	1,20
1970-79	66	3,30
1980-89	223	11,15
1990-99	402	20,10
2000-09	468	23,40
2010-19	815	40,75

### National Representations Top 10

	Nb	%
1 USA	677	33,85
2 JAM	129	6,45
3 JPN	88	4,40
4 GBR	85	4,25
5 NGR	61	3,05
6 GER	60	3,00
7 CAN	58	2,90
8 RSA	50	2,50
9 FRA	49	2,45
10 CHN	45	2,25
others	698	34,90

### Continental Representations

	Nb	%
AM	1100	55,00
EU	460	23,00
AF	203	10,15
AS	195	9,75
OC	42	2,10

\*

Average of the dates of performances  
Moyenne des dates de performances  
Media de las fechas de resultados

### 100 women\_ TOP 1200

World / Monde / Mundo

	Nb	%
< 1950	0	0,00
1950-59	0	0,00
1960-69	10	0,83
1970-79	41	3,42
1980-89	175	14,58
1990-99	233	19,42
2000-09	266	22,17
2010-19	475	39,58

### National Representations Top 10

	Nb	%
1 USA	366	30,50
2 RUS	87	7,25
3 GER	84	7,00
4 JAM	81	6,75
5 GBR	51	4,25
6 FRA	45	3,75
7 CHN	38	3,17
8 NGR	35	2,92
9 CAN	29	2,42
10 BUL	24	2,00
UKR	24	2,00
others	336	28,00

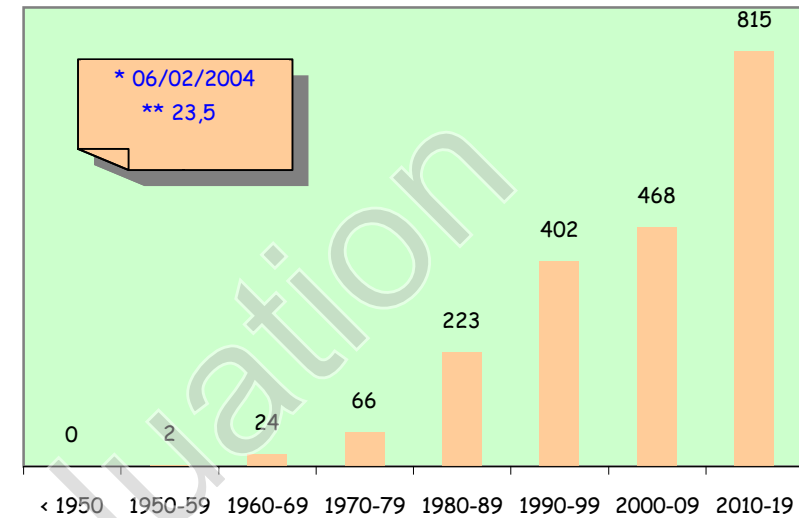
### Continental Representations

	Nb	%
AM	572	47,67
EU	440	36,67
AF	84	7,00
AS	82	6,83
OC	22	1,83

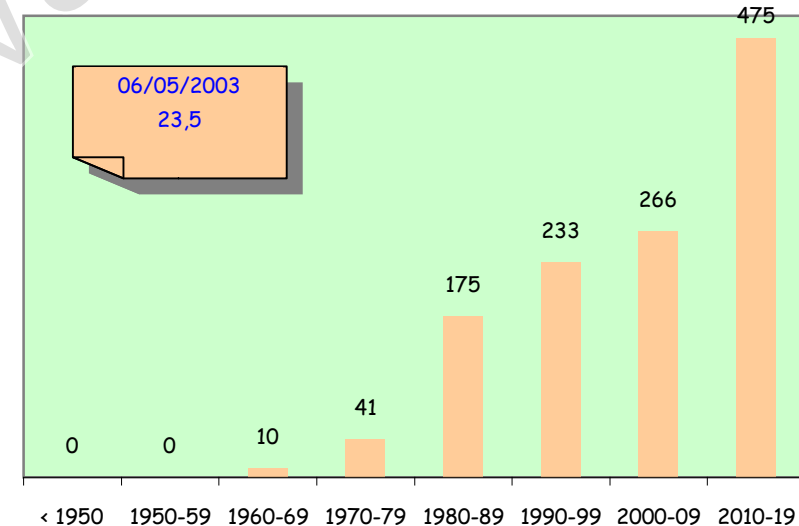
\*\*

Average age-Moyenne d'âges-Edad media

Top 2000 - 100 men



Top 1200 - 100 women



### 200 men \_ TOP 2000

World / Monde / Mundo

	Nb	%
< 1950	0	0,00
1950-59	1	0,05
1960-69	29	1,45
1970-79	107	5,35
1980-89	298	14,90
1990-99	386	19,30
2000-09	419	20,95
2010-19	760	38,00

### National Representations Top 10

1	USA	800	40,00
2	JAM	129	6,45
3	GBR	81	4,05
4	RSA	71	3,55
5	JPN	69	3,45
6	GER	59	2,95
7	FRA	49	2,45
8	NGR	40	2,00
9	CAN	38	1,90
10	AUS	38	1,90
	others	626	31,30

### Continental Representations

AM	1185	59,25
EU	423	21,15
AF	211	10,55
AS	136	6,80
OC	45	2,25

### 200 women\_ TOP 1200

World / Monde / Mundo

	Nb	%
< 1950	0	0,00
1950-59	0	0,00
1960-69	8	0,67
1970-79	63	5,25
1980-89	191	15,92
1990-99	212	17,67
2000-09	259	21,58
2010-19	467	38,92

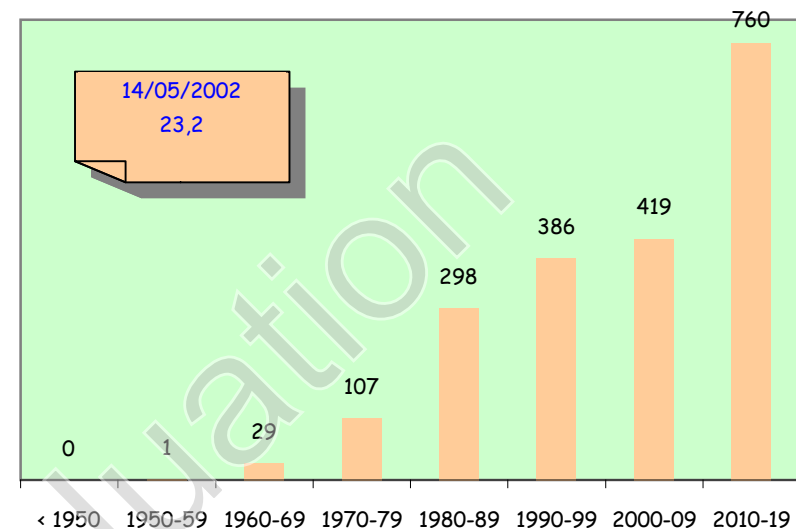
### National Representations Top 10

1	USA	378	31,50
2	GER	95	7,92
3	RUS	94	7,83
4	JAM	72	6,00
5	GBR	47	3,92
6	FRA	36	3,00
7	UKR	33	2,75
8	CHN	30	2,50
9	AUS	25	2,08
10	RSA	24	2,00
	others	366	30,50

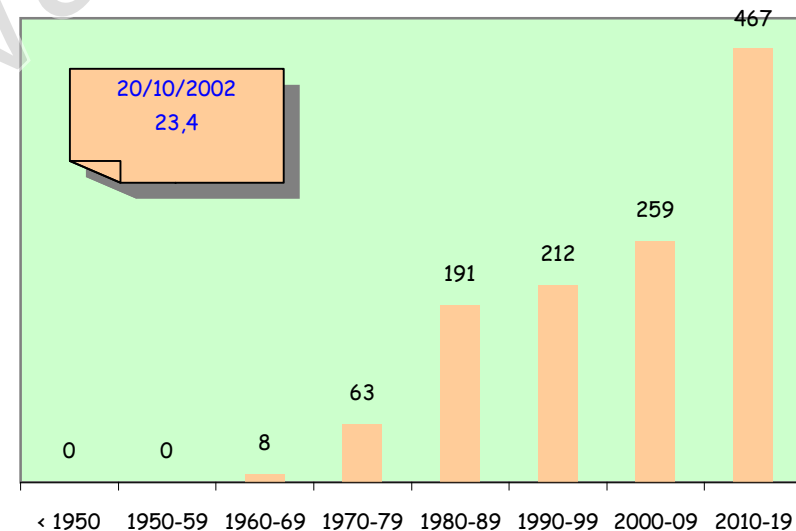
### Continental Representations

AM	580	48,33
EU	450	37,50
AF	78	6,50
AS	63	5,25
OC	29	2,42

Top 2000 - 200 men



Top 1200 - 200 women



### 400 men \_ TOP 2000

World / Monde / Mundo

	Nb	%
< 1950	1	0,05
1950-59	10	0,50
1960-69	83	4,15
1970-79	168	8,40
1980-89	356	17,80
1990-99	380	19,00
2000-09	401	20,05
2010-19	601	30,05

### National Representations Top 10

1	USA	748	37,40
2	JAM	109	5,45
3	GER	81	4,05
4	GBR	74	3,70
5	KEN	65	3,25
6	RSA	60	3,00
7	JPN	50	2,50
8	AUS	49	2,45
	RUS	49	2,45
10	FRA	45	2,25
	others	670	33,50

### Continental Representations

AM	1094	54,70
EU	455	22,75
AF	275	13,75
AS	123	6,15
OC	53	2,65

### 400 women\_ TOP 1200

World / Monde / Mundo

	Nb	%
< 1950	0	0,00
1950-59	0	0,00
1960-69	6	0,50
1970-79	70	5,83
1980-89	216	18,00
1990-99	226	18,83
2000-09	291	24,25
2010-19	391	32,58

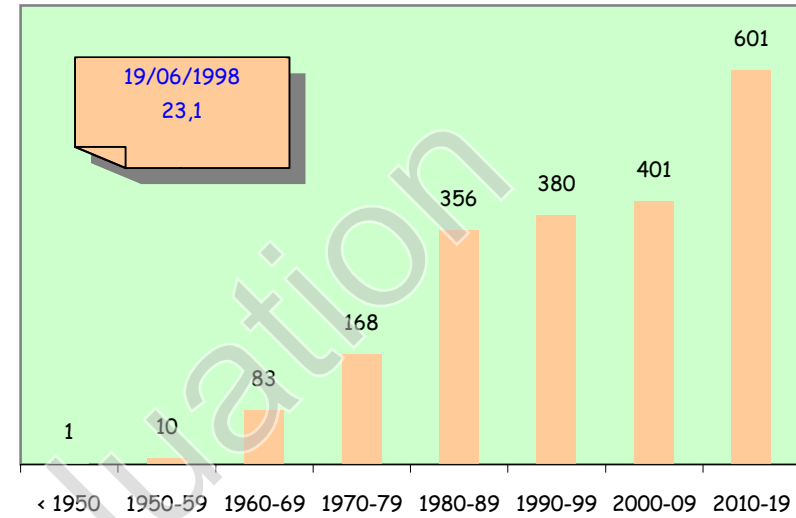
### National Representations Top 10

1	USA	271	22,58
2	RUS	125	10,42
3	JAM	85	7,08
4	GER	79	6,58
5	GBR	52	4,33
6	NGR	46	3,83
7	UKR	38	3,17
8	CAN	32	2,67
9	AUS	31	2,58
10	FRA	28	2,33
	others	413	34,42

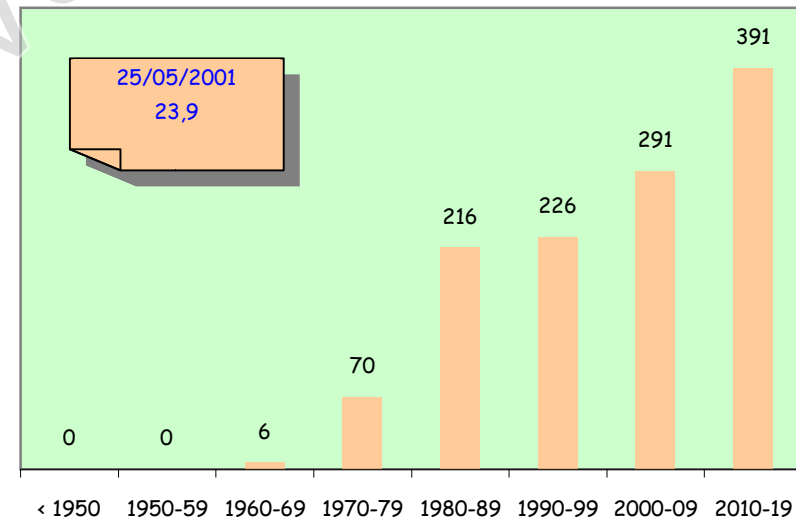
### Continental Representations

EU	512	42,67
AM	474	39,50
AF	115	9,58
AS	64	5,33
OC	35	2,92

### Top 2000 - 400 men



### Top 1200 - 400 women



### 110H men \_ TOP 2000

World / Monde / Mundo

	Nb	%
< 1950	1	0,05
1950-59	5	0,25
1960-69	30	1,50
1970-79	122	6,10
1980-89	308	15,40
1990-99	404	20,20
2000-09	442	22,10
2010-19	688	34,40
2000		

#### National Representations Top 10

1	USA	800	40,00
2	JPN	104	5,20
3	GER	88	4,40
4	RUS	72	3,60
5	FRA	71	3,55
6	JAM	56	2,80
7	GBR	54	2,70
8	CHN	52	2,60
9	POL	44	2,20
10	ITA	38	1,90
	others	621	31,05

#### Continental Representations

AM	1032	51,60
EU	643	32,15
AS	219	10,95
AF	81	4,05
OC	25	1,25

### 100H women\_ TOP 1200

World / Monde / Mundo

	Nb	%
< 1950	0	0,00
1950-59	0	0,00
1960-69	0	0,00
1970-79	48	4,00
1980-89	155	12,92
1990-99	214	17,83
2000-09	265	22,08
2010-19	518	43,17

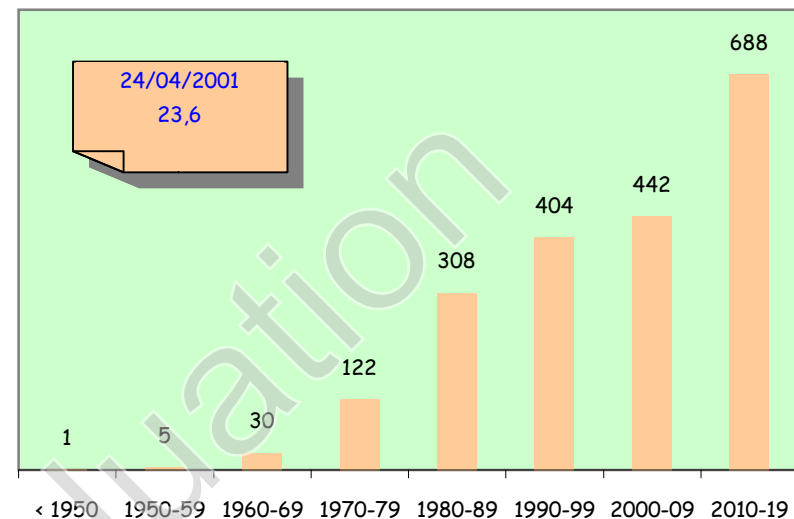
#### National Representations Top 10

1	USA	381	31,75
2	GER	87	7,25
3	RUS	86	7,17
4	FRA	58	4,83
5	JAM	50	4,17
6	CHN	49	4,08
7	GBR	44	3,67
8	POL	31	2,58
9	CAN	30	2,50
10	UKR	33	2,75
	others	351	29,25

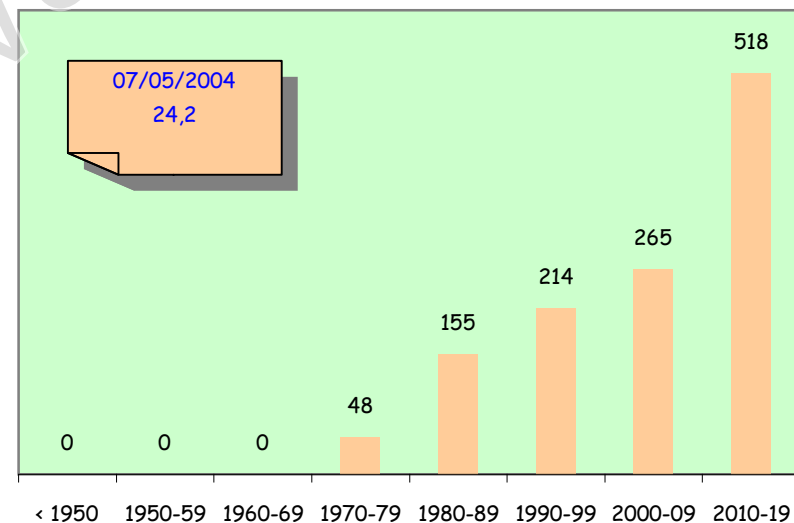
#### Continental Representations

AM	526	43,83
EU	517	43,08
AS	96	8,00
AF	41	3,42
OC	20	1,67

#### Top 2000 - 110H men



#### Top 1200 - 100H women



### 400H men \_ TOP 2000

World / Monde / Mundo

	Nb	%
< 1950	0	0,00
1950-59	7	0,35
1960-69	66	3,30
1970-79	181	9,05
1980-89	368	18,40
1990-99	377	18,85
2000-09	435	21,75
2010-19	566	28,30

### National Representations Top 10

1	USA	593	29,65
2	JPN	150	7,50
3	GER	103	5,15
4	GBR	72	3,60
5	JAM	71	3,55
6	RUS	63	3,15
7	FRA	61	3,05
8	RSA	53	2,65
9	ITA	48	2,40
10	CHN	45	2,25
	KEN	45	2,25
	others	696	34,80

### Continental Representations

AM	841	42,05
EU	661	33,05
AS	278	13,90
AF	175	8,75
OC	45	2,25

### 400H women\_ TOP 1200

World / Monde / Mundo

	Nb	%
< 1950	0	0,00
1950-59	0	0,00
1960-69	0	0,00
1970-79	26	2,17
1980-89	229	19,08
1990-99	255	21,25
2000-09	275	22,92
2010-19	415	34,58

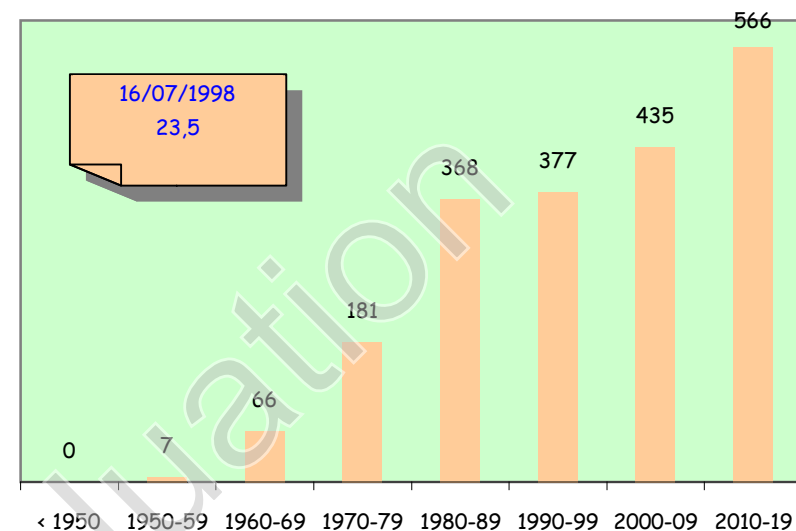
### National Representations Top 10

1	USA	263	21,92
2	RUS	95	7,92
3	GER	79	6,58
4	CHN	64	5,33
5	GBR	53	4,42
6	JAM	52	4,33
7	FRA	38	3,17
	UKR	38	3,17
9	POL	30	2,50
10	CAN	28	2,33
	others	460	38,33

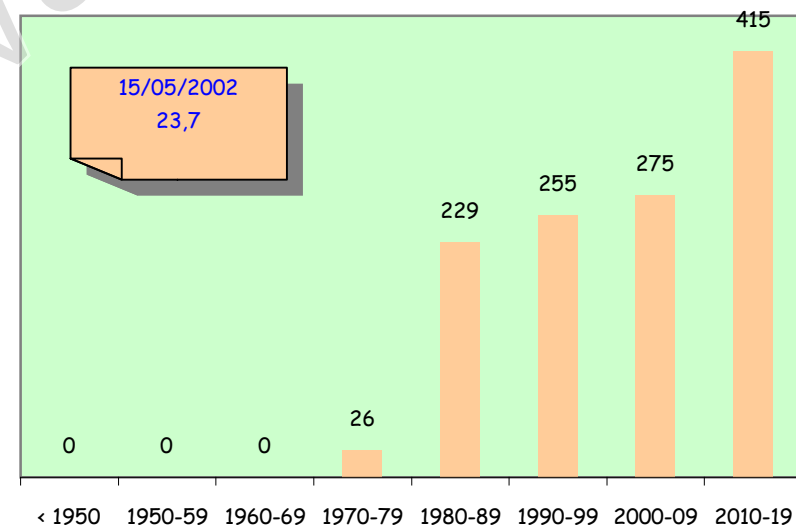
### Continental Representations

EU	556	46,33
AM	417	34,75
AS	128	10,67
AF	70	5,83
OC	29	2,42

### Top 2000 - 400H men



### Top 1200 - 400H women



Note 1: 100, 200, 110H-100H M & W without hand timing

Note 2: **Continental Representation** = geographical location, not affiliations to continental federations

### 100 to 400H men

World / Monde / Mundo

	Nb	%
< 1950	2	0,02
1950-59	25	0,25
1960-69	232	2,32
1970-79	644	6,44
1980-89	1553	15,53
1990-99	1949	19,49
2000-09	2165	21,65
2010-19	3430	34,30

#### National Representations Top 20

1	USA	3618	36,18
2	JAM	494	4,94
3	JPN	461	4,61
4	GER	391	3,91
5	GBR	366	3,66
6	FRA	275	2,75
7	RSA	263	2,63
8	RUS	247	2,47
9	BRA	183	1,83
10	AUS	178	1,78
11	NGR	177	1,77
12	ITA	175	1,75
13	CHN	173	1,73
14	CAN	164	1,64
15	CUB	153	1,53
16	POL	148	1,48
17	KEN	134	1,34
18	TTO	112	1,12
19	UKR	110	1,10
20	ESP	95	0,95

#### Continental Representations

AM	5252	52,52
EU	2642	26,42
AS	951	9,51
AF	945	9,45
OC	210	2,10

### 100 to 400H women

World / Monde / Mundo

	Nb	%
< 1950	0	0,00
1950-59	0	0,00
1960-69	24	0,40
1970-79	248	4,13
1980-89	966	16,10
1990-99	1140	19,00
2000-09	1356	22,60
2010-19	2266	37,77

#### National Representations Top 20

1	USA	1659	27,65
2	RUS	487	8,12
3	GER	424	7,07
4	JAM	340	5,67
5	GBR	247	4,12
6	CHN	206	3,43
7	FRA	205	3,42
8	UKR	166	2,77
9	CAN	141	2,35
10	NGR	135	2,25
11	POL	120	2,00
12	AUS	116	1,93
13	RSA	100	1,67
14	BUL	87	1,45
15	CUB	78	1,30
16	BRA	71	1,18
17	ITA	70	1,17
18	BLR	62	1,03
19	ROU	59	0,98
20	CZE	50	0,83

#### Continental Representations

EU	2475	41,25
AM	2569	42,82
AS	433	7,22
AF	388	6,47
OC	135	2,29

