

High jump men _ TOP 2000

| | Nb | % |
|---------|-----|-------|
| < 1950 | 0 | 0,00 |
| 1950-59 | 0 | 0,00 |
| 1960-69 | 11 | 0,55 |
| 1970-79 | 146 | 7,30 |
| 1980-89 | 523 | 26,15 |
| 1990-99 | 498 | 24,90 |
| 2000-09 | 397 | 19,85 |
| 2010-19 | 425 | 21,25 |

| | | |
|--------|-----|-------|
| 1 USA | 584 | 29,20 |
| 2 RUS | 142 | 7,10 |
| 3 GER | 95 | 4,75 |
| 4 UKR | 81 | 4,05 |
| 5 JPN | 79 | 3,95 |
| 6 CHN | 66 | 3,30 |
| 7 ITA | 65 | 3,25 |
| 8 FRA | 58 | 2,90 |
| 9 POL | 56 | 2,80 |
| 10 GBR | 51 | 2,55 |
| others | 723 | 36,15 |

| | | |
|----|-----|-------|
| EU | 923 | 46,15 |
| AM | 722 | 36,10 |
| AS | 255 | 12,75 |
| AF | 53 | 2,65 |
| OC | 47 | 2,35 |

High jump women_ TOP 1200

World ,

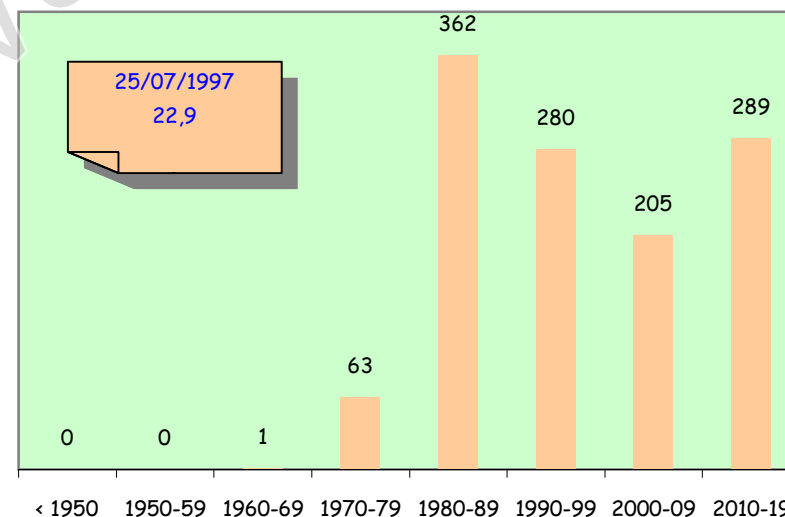
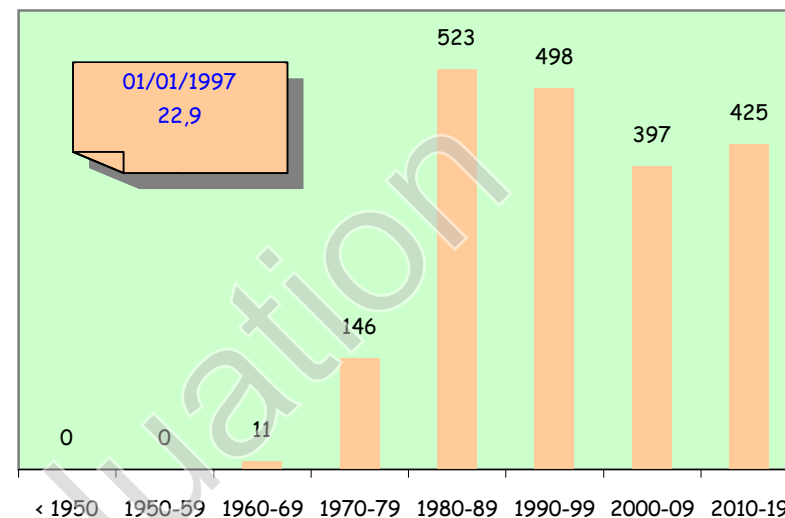
| | Nb | % |
|---------|-----|-------|
| < 1950 | 0 | 0,00 |
| 1950-59 | 0 | 0,00 |
| 1960-69 | 1 | 0,08 |
| 1970-79 | 63 | 5,25 |
| 1980-89 | 362 | 30,17 |
| 1990-99 | 280 | 23,33 |
| 2000-09 | 205 | 17,08 |
| 2010-19 | 289 | 24,08 |

| | | |
|--------|-----|-------|
| 1 RUS | 157 | 13,08 |
| 2 USA | 139 | 11,58 |
| 3 GER | 119 | 9,92 |
| 4 UKR | 55 | 4,58 |
| 5 CHN | 51 | 4,25 |
| 6 GBR | 47 | 3,92 |
| 7 AUS | 35 | 2,92 |
| 8 FRA | 34 | 2,83 |
| 9 ITA | 32 | 2,67 |
| POL | 32 | 2,67 |
| others | 499 | 41,58 |

Continental Representations

| | | |
|----|-----|-------|
| EU | 799 | 66,58 |
| AM | 215 | 17,92 |
| AS | 121 | 10,08 |
| OC | 42 | 3,50 |
| AF | 23 | 1,92 |

Top 2000 - High jump men



Pole vault men _ TOP 2000

World / Monde / Mundo

| | Nb | % |
|---------|-----|-------|
| < 1950 | 0 | 0,00 |
| 1950-59 | 0 | 0,00 |
| 1960-69 | 7 | 0,35 |
| 1970-79 | 79 | 3,95 |
| 1980-89 | 376 | 18,80 |
| 1990-99 | 510 | 25,50 |
| 2000-09 | 435 | 21,75 |
| 2010-19 | 593 | 29,65 |

National Representations Top 10

| | | |
|--------|-----|-------|
| 1 USA | 761 | 38,05 |
| 2 RUS | 168 | 8,40 |
| 3 FRA | 129 | 6,45 |
| 4 GER | 117 | 5,85 |
| 5 JPN | 80 | 4,00 |
| 6 UKR | 65 | 3,25 |
| 7 FIN | 54 | 2,70 |
| 8 ITA | 45 | 2,25 |
| 9 CHN | 40 | 2,00 |
| ESP | 40 | 2,00 |
| others | 501 | 25,05 |

Continental Representations

| | | |
|----|-----|-------|
| EU | 934 | 46,70 |
| AM | 838 | 41,90 |
| AS | 178 | 8,90 |
| OC | 32 | 1,60 |
| AF | 18 | 0,90 |

Pole vault women_ TOP 1200

World / Monde / Mundo

| | Nb | % |
|---------|-----|-------|
| < 1950 | 0 | 0,00 |
| 1950-59 | 0 | 0,00 |
| 1960-69 | 0 | 0,00 |
| 1970-79 | 0 | 0,00 |
| 1980-89 | 0 | 0,00 |
| 1990-99 | 30 | 2,50 |
| 2000-09 | 367 | 30,58 |
| 2010-19 | 803 | 66,92 |

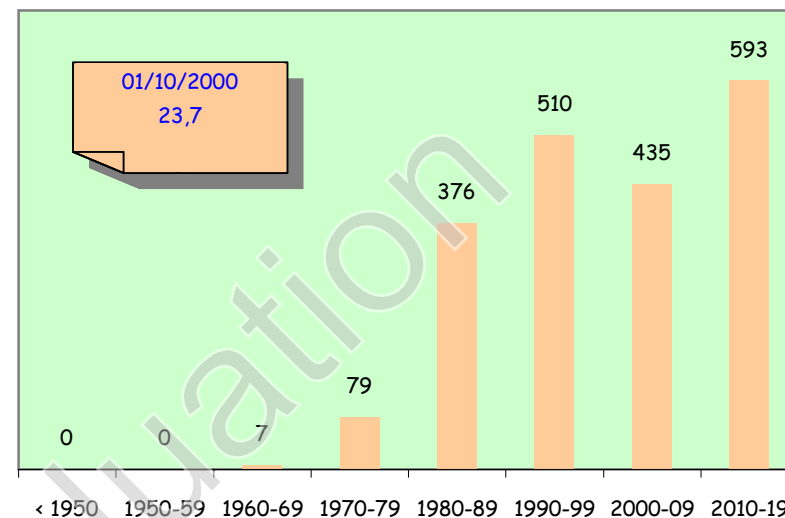
National Representations Top 10

| | | |
|--------|-----|-------|
| 1 USA | 507 | 42,25 |
| 2 RUS | 73 | 6,08 |
| 3 FRA | 71 | 5,92 |
| 4 GER | 67 | 5,58 |
| 5 CHN | 45 | 3,75 |
| 6 CAN | 34 | 2,83 |
| 7 GBR | 28 | 2,33 |
| 8 ITA | 26 | 2,17 |
| 9 POL | 25 | 2,08 |
| 10 AUS | 24 | 2,00 |
| others | 300 | 25,00 |

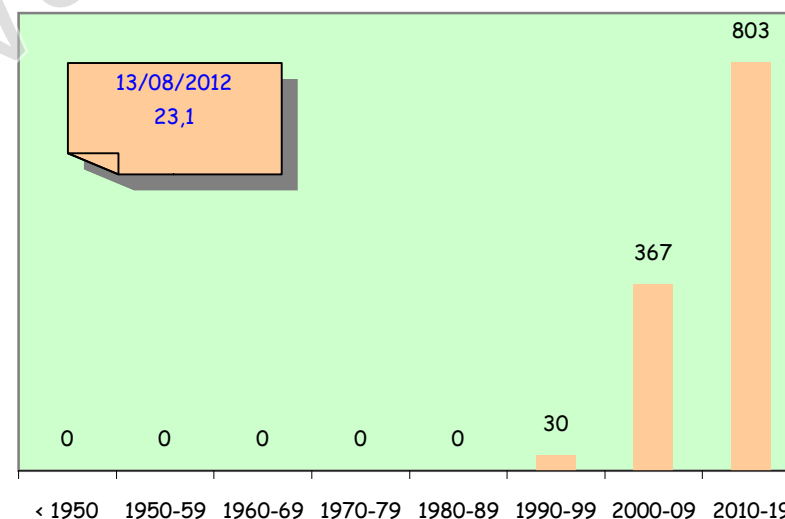
Continental Representations

| | | |
|----|-----|-------|
| AM | 580 | 48,33 |
| EU | 499 | 41,58 |
| AS | 83 | 6,92 |
| OC | 31 | 2,58 |
| AF | 7 | 0,58 |

Top 2000 - Pole vault men



Top 1200 - Pole vault women



Long jump men _ TOP 2000

World / Monde / Mundo

| | Nb | % |
|---------|-----|-------|
| < 1950 | 13 | 0,65 |
| 1950-59 | 12 | 0,60 |
| 1960-69 | 63 | 3,15 |
| 1970-79 | 195 | 9,75 |
| 1980-89 | 409 | 20,45 |
| 1990-99 | 398 | 19,90 |
| 2000-09 | 379 | 18,95 |
| 2010-19 | 531 | 26,55 |

National Representations Top 10

| | | | |
|----|--------|-----|-------|
| 1 | USA | 492 | 24,60 |
| 2 | RUS | 137 | 6,85 |
| 3 | GER | 120 | 6,00 |
| 4 | CHN | 92 | 4,60 |
| 5 | JPN | 71 | 3,55 |
| 6 | FRA | 58 | 2,90 |
| | UKR | 58 | 2,90 |
| 8 | POL | 53 | 2,65 |
| 9 | ITA | 47 | 2,35 |
| 10 | GBR | 36 | 1,80 |
| | others | 836 | 41,80 |

Continental Representations

| | | |
|----|-----|-------|
| EU | 854 | 42,70 |
| AM | 694 | 34,70 |
| AS | 295 | 14,75 |
| AF | 121 | 6,05 |
| OC | 36 | 1,80 |

Long jump women_ TOP 1200

World / Monde / Mundo

| | Nb | % |
|---------|-----|-------|
| < 1950 | 0 | 0,00 |
| 1950-59 | 0 | 0,00 |
| 1960-69 | 15 | 1,25 |
| 1970-79 | 79 | 6,58 |
| 1980-89 | 278 | 23,17 |
| 1990-99 | 244 | 20,33 |
| 2000-09 | 262 | 21,83 |
| 2010-19 | 322 | 26,83 |

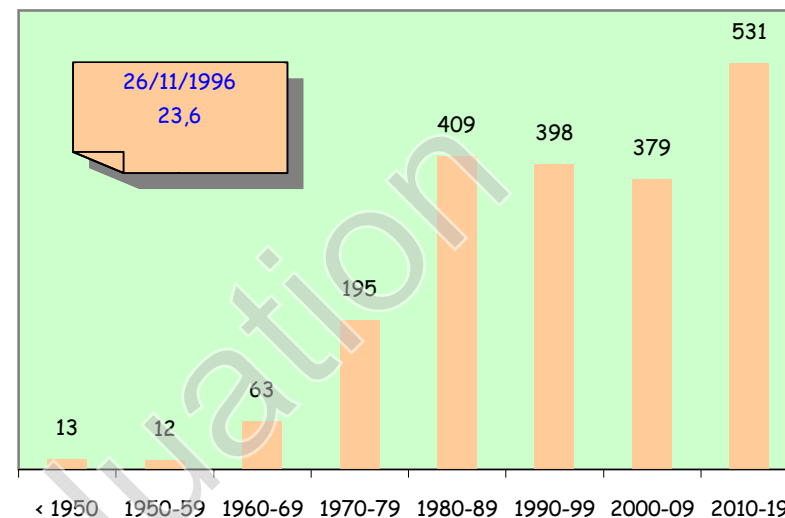
National Representations Top 10

| | | | |
|----|--------|-----|-------|
| 1 | RUS | 184 | 15,33 |
| 2 | USA | 178 | 14,83 |
| 3 | GER | 111 | 9,25 |
| 4 | CHN | 62 | 5,17 |
| 5 | UKR | 58 | 4,83 |
| 6 | ROU | 37 | 3,08 |
| 7 | GBR | 31 | 2,58 |
| 8 | JAM | 29 | 2,42 |
| 9 | FRA | 28 | 2,33 |
| 10 | POL | 27 | 2,25 |
| | others | 455 | 37,92 |

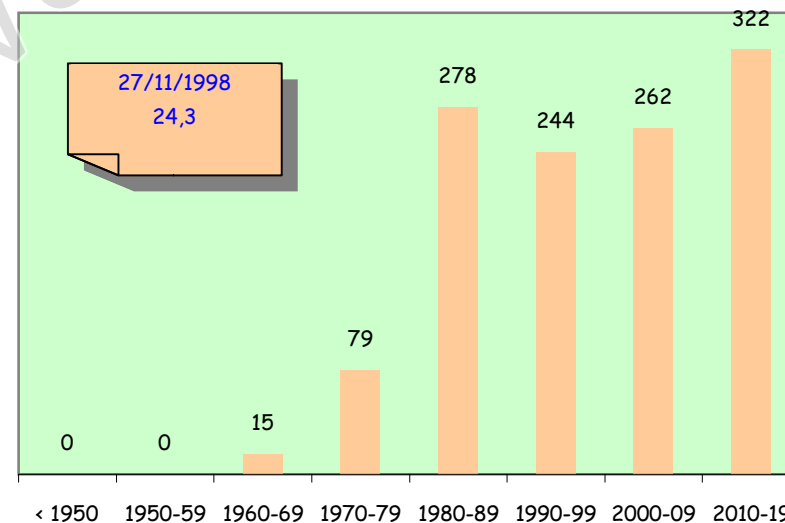
Continental Representations

| | | |
|----|-----|-------|
| EU | 718 | 59,83 |
| AM | 290 | 24,17 |
| AS | 121 | 10,08 |
| AF | 46 | 3,83 |
| OC | 25 | 2,08 |

Top 2000 - Long jump men



Top 1200 - Long jump women



Triple jump men _ TOP 2000

World / Monde / Mundo

| | Nb | % |
|---------|-----|-------|
| < 1950 | 0 | 0,00 |
| 1950-59 | 7 | 0,35 |
| 1960-69 | 67 | 3,35 |
| 1970-79 | 192 | 9,60 |
| 1980-89 | 442 | 22,10 |
| 1990-99 | 420 | 21,00 |
| 2000-09 | 383 | 19,15 |
| 2010-19 | 489 | 24,45 |

National Representations Top 10

| | | |
|--------|-----|-------|
| 1 USA | 324 | 16,20 |
| 2 RUS | 232 | 11,60 |
| 3 CHN | 126 | 6,30 |
| 4 CUB | 80 | 4,00 |
| 5 GER | 75 | 3,75 |
| 6 UKR | 74 | 3,70 |
| 7 FRA | 67 | 3,35 |
| 8 JPN | 62 | 3,10 |
| 9 ITA | 45 | 2,25 |
| BRA | 45 | 2,25 |
| others | 870 | 43,50 |

Continental Representations

| | | |
|----|-----|-------|
| EU | 935 | 46,75 |
| AM | 563 | 28,15 |
| AS | 357 | 17,85 |
| AF | 117 | 5,85 |
| OC | 28 | 1,40 |

Triple jump women_ TOP 1200

World / Monde / Mundo

| | Nb | % |
|---------|-----|-------|
| < 1950 | 0 | 0,00 |
| 1950-59 | 0 | 0,00 |
| 1960-69 | 0 | 0,00 |
| 1970-79 | 0 | 0,00 |
| 1980-89 | 14 | 1,17 |
| 1990-99 | 268 | 22,33 |
| 2000-09 | 424 | 35,33 |
| 2010-19 | 494 | 41,17 |

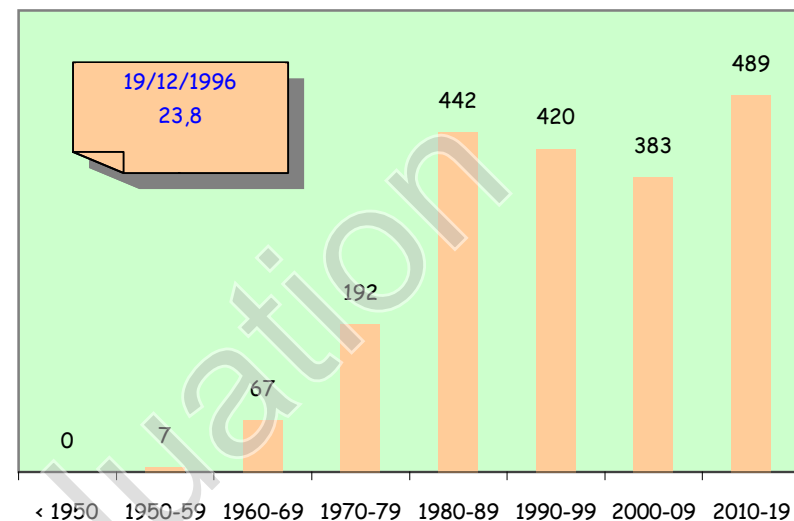
National Representations Top 10

| | | |
|--------|-----|-------|
| 1 USA | 150 | 12,50 |
| 2 CHN | 149 | 12,42 |
| 3 RUS | 135 | 11,25 |
| 4 UKR | 56 | 4,67 |
| 5 GER | 41 | 3,42 |
| 6 FRA | 39 | 3,25 |
| 7 CUB | 38 | 3,17 |
| 8 ROU | 34 | 2,83 |
| 9 ITA | 31 | 2,58 |
| 10 JAM | 26 | 2,17 |
| others | 501 | 41,75 |

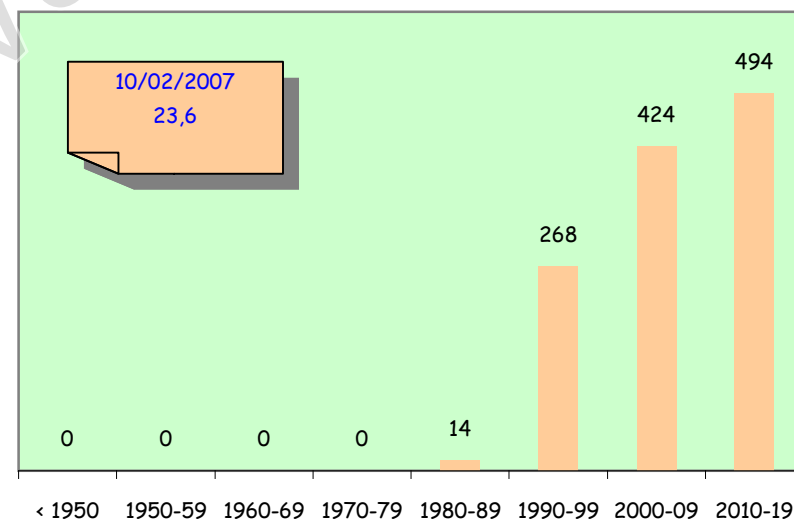
Continental Representations

| | | |
|----|-----|-------|
| EU | 609 | 50,75 |
| AM | 293 | 24,42 |
| AS | 243 | 20,25 |
| AF | 45 | 3,75 |
| OC | 10 | 0,83 |

Top 2000 - Triple jump men



Top 1200 - Triple jump women



Jumps men

World / Monde / Mundo

| | Nb | % |
|---------|------|-------|
| < 1950 | 13 | 0,16 |
| 1950-59 | 19 | 0,24 |
| 1960-69 | 148 | 1,85 |
| 1970-79 | 612 | 7,65 |
| 1980-89 | 1750 | 21,88 |
| 1990-99 | 1826 | 22,83 |
| 2000-09 | 1594 | 19,93 |
| 2010-19 | 2038 | 25,48 |

National Representations Top 20

| | | |
|--------|------|-------|
| 1 USA | 2161 | 18,01 |
| 2 RUS | 679 | 5,66 |
| 3 GER | 407 | 3,39 |
| 4 CHN | 324 | 2,70 |
| 5 FRA | 312 | 2,60 |
| 6 JPN | 292 | 2,43 |
| 7 UKR | 278 | 2,32 |
| 8 ITA | 202 | 1,68 |
| 9 POL | 186 | 1,55 |
| 10 GBR | 161 | 1,34 |
| 11 CUB | 144 | 1,20 |
| 12 AUS | 131 | 1,09 |
| 13 FIN | 128 | 1,07 |
| 14 ESP | 119 | 0,99 |
| 15 BLR | 113 | 0,94 |
| CZE | 113 | 0,94 |
| 17 GRE | 107 | 0,89 |
| 18 BRA | 105 | 0,88 |
| BUL | 105 | 0,88 |
| 20 CAN | 91 | 0,76 |

Continental Representations

| | | |
|----|------|-------|
| EU | 3646 | 45,58 |
| AM | 2817 | 35,21 |
| AS | 1085 | 13,56 |
| AF | 309 | 3,86 |
| OC | 143 | 1,79 |

Jumps women

World / Monde / Mundo

| | Nb | % |
|---------|------|-------|
| < 1950 | 0 | 0,00 |
| 1950-59 | 0 | 0,00 |
| 1960-69 | 16 | 0,33 |
| 1970-79 | 142 | 2,96 |
| 1980-89 | 654 | 13,63 |
| 1990-99 | 822 | 17,13 |
| 2000-09 | 1258 | 26,21 |
| 2010-19 | 1908 | 39,75 |

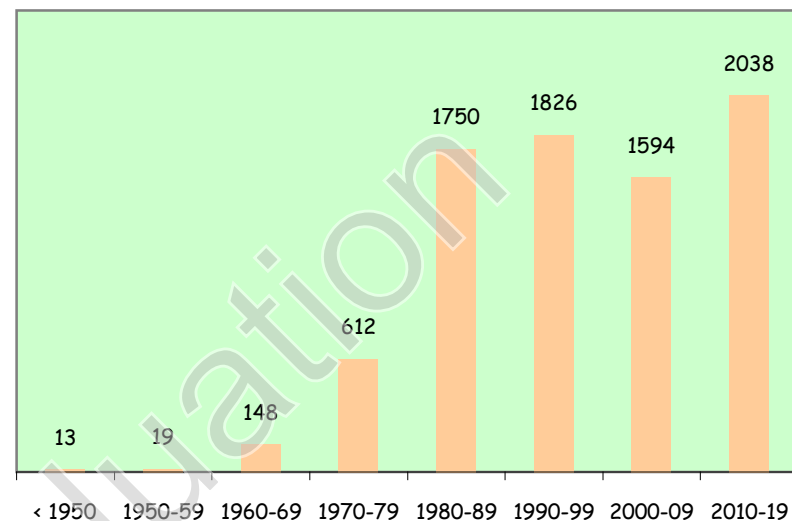
National Representations Top 20

| | | |
|--------|-----|-------|
| 1 USA | 974 | 20,29 |
| 2 RUS | 549 | 11,44 |
| 3 GER | 338 | 7,04 |
| 4 CHN | 307 | 6,40 |
| 5 UKR | 184 | 3,83 |
| 6 FRA | 172 | 3,58 |
| 7 GBR | 125 | 2,60 |
| 8 ITA | 109 | 2,27 |
| 9 POL | 108 | 2,25 |
| 10 ROU | 95 | 1,98 |
| 11 AUS | 87 | 1,81 |
| 12 CAN | 79 | 1,65 |
| BLR | 79 | 1,65 |
| 14 CUB | 73 | 1,52 |
| 15 FIN | 71 | 1,48 |
| 16 SWE | 69 | 1,44 |
| 17 BUL | 66 | 1,38 |
| JAM | 66 | 1,38 |
| 19 GRE | 65 | 1,35 |
| 20 KAZ | 62 | 1,29 |
| HUN | 62 | 1,29 |

Continental Representations

| | | |
|----|------|-------|
| EU | 2625 | 54,69 |
| AM | 1378 | 28,71 |
| AS | 568 | 11,83 |
| AF | 121 | 2,52 |
| OC | 108 | 2,25 |

800 to 3000st men



800 to 3000st women

