

100 men _ TOP 2000

World / Monde / Mundo

| | Nb | % |
|---------|----|------|
| < 1950 | 0 | 0,00 |
| 1950-59 | 0 | 0,00 |
| 1960-69 | 0 | 0,00 |
| 1970-79 | 0 | 0,00 |
| 1980-89 | 0 | 0,00 |
| 1990-99 | 0 | 0,00 |
| 2000-09 | 0 | 0,00 |
| 2010-19 | 0 | 0,00 |

National Representation Top 10

| | | |
|----|--|--|
| 1 | | |
| 2 | | |
| 3 | | |
| 4 | | |
| 5 | | |
| 6 | | |
| 7 | | |
| 8 | | |
| 9 | | |
| 10 | | |

Continental Representation

| | |
|--|--|
| | |
| | |
| | |
| | |

*

Average of the dates of performances
Moyenne des dates de performances
Media de las fechas de resultados

100 women_ TOP 1200

World / Monde / Mundo

| | Nb | % |
|---------|----|------|
| < 1950 | 0 | 0,00 |
| 1950-59 | 0 | 0,00 |
| 1960-69 | 0 | 0,00 |
| 1970-79 | 0 | 0,00 |
| 1980-89 | 0 | 0,00 |
| 1990-99 | 0 | 0,00 |
| 2000-09 | 0 | 0,00 |
| 2010-19 | 0 | 0,00 |

National Representation Top 10

| | | |
|----|--|--|
| 1 | | |
| 2 | | |
| 3 | | |
| 4 | | |
| 5 | | |
| 6 | | |
| 7 | | |
| 8 | | |
| 9 | | |
| 10 | | |

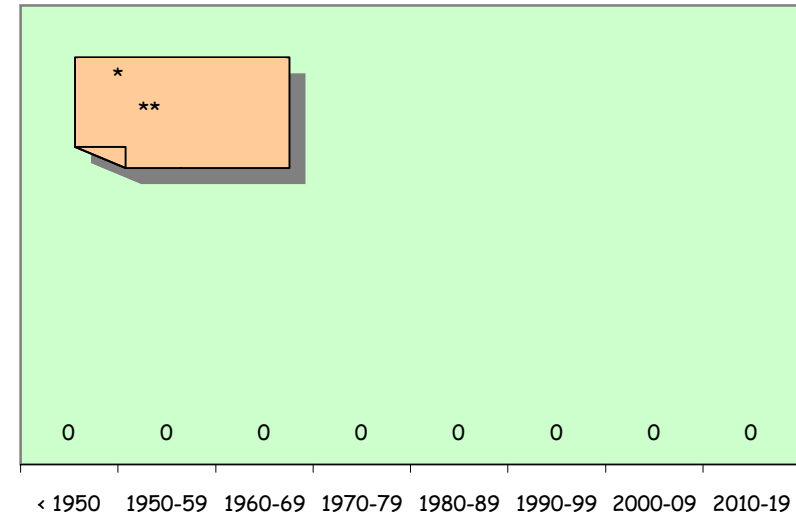
Continental Representation

| | |
|--|--|
| | |
| | |
| | |
| | |

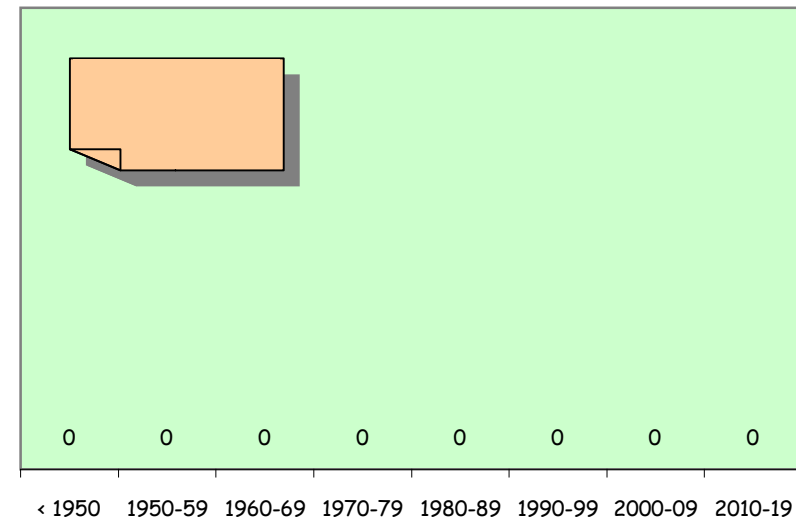
**

Average age-Moyenne d'âges-Edad media

Top 2000 - 100 men



Top 1200 - 100 women



200 men _ TOP 2000

World / Monde / Mundo

| | Nb | % |
|---------|----|------|
| < 1950 | 0 | 0,00 |
| 1950-59 | 0 | 0,00 |
| 1960-69 | 0 | 0,00 |
| 1970-79 | 0 | 0,00 |
| 1980-89 | 0 | 0,00 |
| 1990-99 | 0 | 0,00 |
| 2000-09 | 0 | 0,00 |
| 2010-19 | 0 | 0,00 |

National Representation Top 10

| | | |
|----|--|--|
| 1 | | |
| 2 | | |
| 3 | | |
| 4 | | |
| 5 | | |
| 6 | | |
| 7 | | |
| 8 | | |
| 9 | | |
| 10 | | |

Continental Representation

| | |
|--|--|
| | |
| | |
| | |
| | |

200 women_ TOP 1200

World / Monde / Mundo

| | Nb | % |
|---------|----|------|
| < 1950 | 0 | 0,00 |
| 1950-59 | 0 | 0,00 |
| 1960-69 | 0 | 0,00 |
| 1970-79 | 0 | 0,00 |
| 1980-89 | 0 | 0,00 |
| 1990-99 | 0 | 0,00 |
| 2000-09 | 0 | 0,00 |
| 2010-19 | 0 | 0,00 |

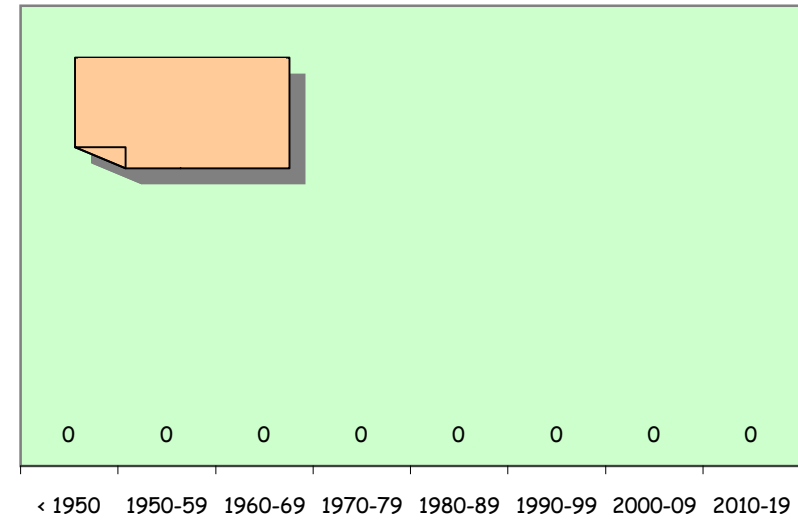
National Representation Top 10

| | | |
|----|--|--|
| 1 | | |
| 2 | | |
| 3 | | |
| 4 | | |
| 5 | | |
| 6 | | |
| 7 | | |
| 8 | | |
| 9 | | |
| 10 | | |

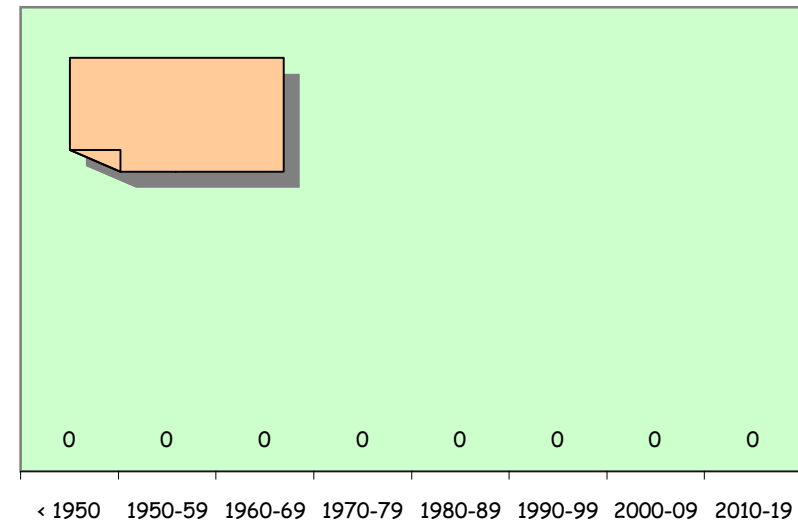
Continental Representation

| | |
|--|--|
| | |
| | |
| | |
| | |

Top 2000 - 200 men



Top 1200 - 200 women



400 men _ TOP 2000

World / Monde / Mundo

| | Nb | % |
|---------|----|------|
| < 1950 | 0 | 0,00 |
| 1950-59 | 0 | 0,00 |
| 1960-69 | 0 | 0,00 |
| 1970-79 | 0 | 0,00 |
| 1980-89 | 0 | 0,00 |
| 1990-99 | 0 | 0,00 |
| 2000-09 | 0 | 0,00 |
| 2010-19 | 0 | 0,00 |

National Representation Top 10

| | | |
|----|--|--|
| 1 | | |
| 2 | | |
| 3 | | |
| 4 | | |
| 5 | | |
| 6 | | |
| 7 | | |
| 8 | | |
| 9 | | |
| 10 | | |

Continental Representation

| | |
|--|--|
| | |
| | |
| | |
| | |

400 women_ TOP 1200

World / Monde / Mundo

| | Nb | % |
|---------|----|------|
| < 1950 | 0 | 0,00 |
| 1950-59 | 0 | 0,00 |
| 1960-69 | 0 | 0,00 |
| 1970-79 | 0 | 0,00 |
| 1980-89 | 0 | 0,00 |
| 1990-99 | 0 | 0,00 |
| 2000-09 | 0 | 0,00 |
| 2010-19 | 0 | 0,00 |

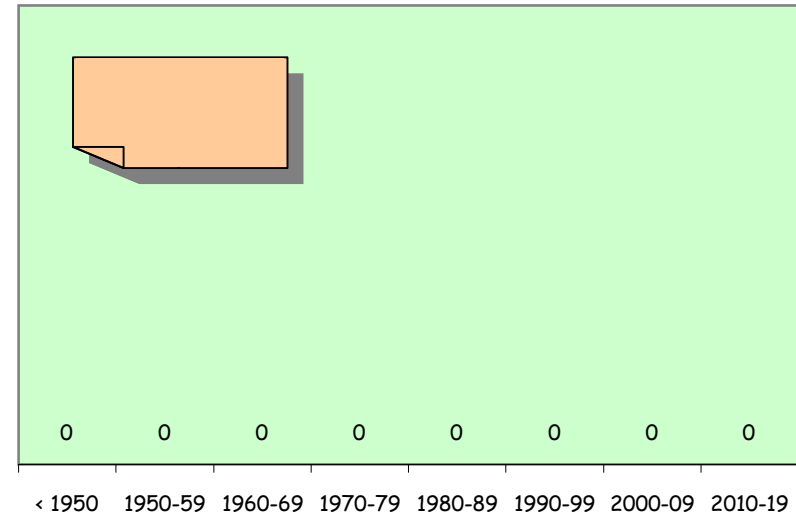
National Representation Top 10

| | | |
|----|--|--|
| 1 | | |
| 2 | | |
| 3 | | |
| 4 | | |
| 5 | | |
| 6 | | |
| 7 | | |
| 8 | | |
| 9 | | |
| 10 | | |

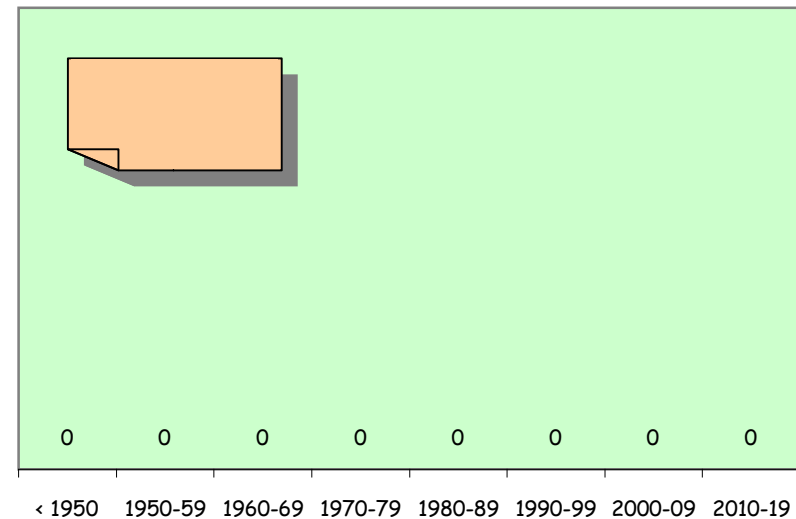
Continental Representation

| | |
|--|--|
| | |
| | |
| | |
| | |

Top 2000 - 400 men



Top 1200 - 400 women



800 men _ TOP 2000

World / Monde / Mundo

| | Nb | % |
|---------|----|------|
| < 1950 | 0 | 0,00 |
| 1950-59 | 0 | 0,00 |
| 1960-69 | 0 | 0,00 |
| 1970-79 | 0 | 0,00 |
| 1980-89 | 0 | 0,00 |
| 1990-99 | 0 | 0,00 |
| 2000-09 | 0 | 0,00 |
| 2010-19 | 0 | 0,00 |

National Representation Top 10

| | | |
|----|--|--|
| 1 | | |
| 2 | | |
| 3 | | |
| 4 | | |
| 5 | | |
| 6 | | |
| 7 | | |
| 8 | | |
| 9 | | |
| 10 | | |

Continental Representation

| | |
|--|--|
| | |
| | |
| | |
| | |

800 women_ TOP 1200

World / Monde / Mundo

| | Nb | % |
|---------|----|------|
| < 1950 | 0 | 0,00 |
| 1950-59 | 0 | 0,00 |
| 1960-69 | 0 | 0,00 |
| 1970-79 | 0 | 0,00 |
| 1980-89 | 0 | 0,00 |
| 1990-99 | 0 | 0,00 |
| 2000-09 | 0 | 0,00 |
| 2010-19 | 0 | 0,00 |

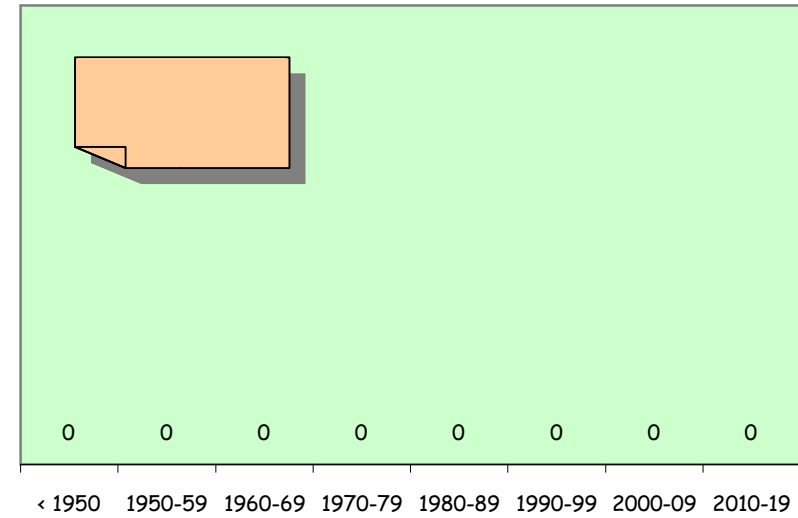
National Representation Top 10

| | | |
|----|--|--|
| 1 | | |
| 2 | | |
| 3 | | |
| 4 | | |
| 5 | | |
| 6 | | |
| 7 | | |
| 8 | | |
| 9 | | |
| 10 | | |

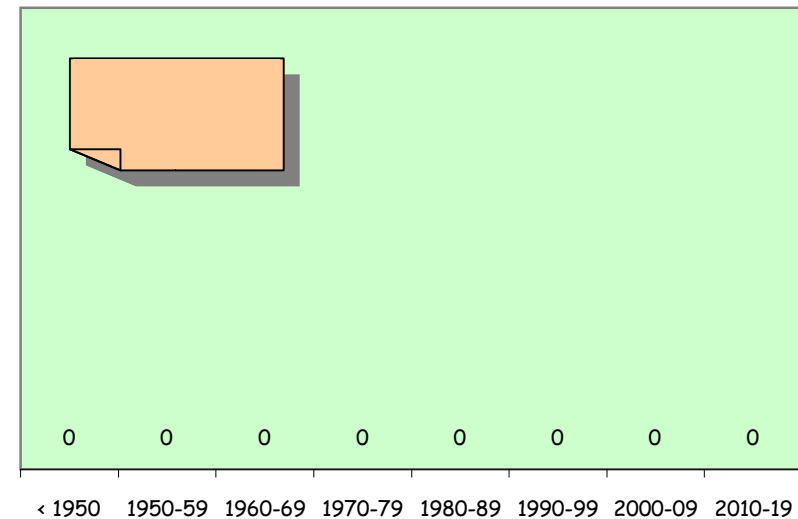
Continental Representation

| | |
|--|--|
| | |
| | |
| | |
| | |

Top 2000 - 800 men



Top 1200 - 800 women



1500 men _ TOP 2000

World / Monde / Mundo

| | Nb | % |
|---------|----|------|
| < 1950 | 0 | 0,00 |
| 1950-59 | 0 | 0,00 |
| 1960-69 | 0 | 0,00 |
| 1970-79 | 0 | 0,00 |
| 1980-89 | 0 | 0,00 |
| 1990-99 | 0 | 0,00 |
| 2000-09 | 0 | 0,00 |
| 2010-19 | 0 | 0,00 |

National Representation Top 10

| | | |
|----|--|--|
| 1 | | |
| 2 | | |
| 3 | | |
| 4 | | |
| 5 | | |
| 6 | | |
| 7 | | |
| 8 | | |
| 9 | | |
| 10 | | |

Continental Representation

| | |
|--|--|
| | |
| | |
| | |
| | |

1500 women_ TOP 1200

World / Monde / Mundo

| | Nb | % |
|---------|----|------|
| < 1950 | 0 | 0,00 |
| 1950-59 | 0 | 0,00 |
| 1960-69 | 0 | 0,00 |
| 1970-79 | 0 | 0,00 |
| 1980-89 | 0 | 0,00 |
| 1990-99 | 0 | 0,00 |
| 2000-09 | 0 | 0,00 |
| 2010-19 | 0 | 0,00 |

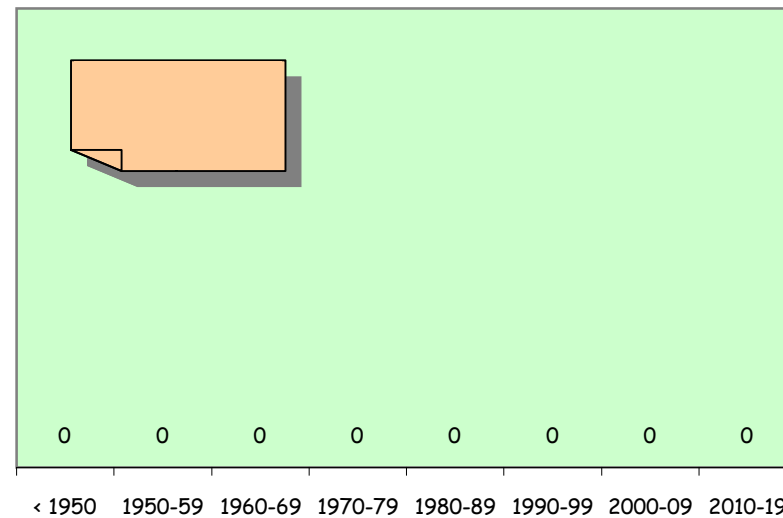
National Representation Top 10

| | | |
|----|--|--|
| 1 | | |
| 2 | | |
| 3 | | |
| 4 | | |
| 5 | | |
| 6 | | |
| 7 | | |
| 8 | | |
| 9 | | |
| 10 | | |

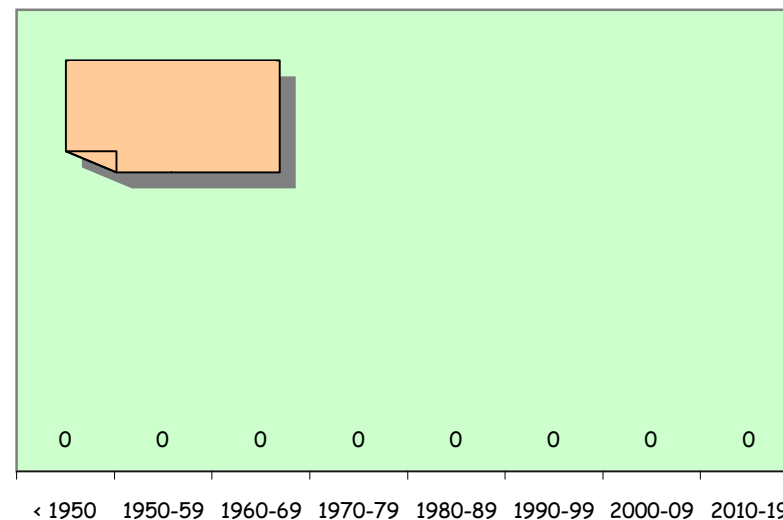
Continental Representation

| | |
|--|--|
| | |
| | |
| | |
| | |

Top 2000 - 1500 men



Top 1200 - 1500 women



5000 men _ TOP 2000

World / Monde / Mundo

| | Nb | % |
|---------|----|------|
| < 1950 | 0 | 0,00 |
| 1950-59 | 0 | 0,00 |
| 1960-69 | 0 | 0,00 |
| 1970-79 | 0 | 0,00 |
| 1980-89 | 0 | 0,00 |
| 1990-99 | 0 | 0,00 |
| 2000-09 | 0 | 0,00 |
| 2010-19 | 0 | 0,00 |

National Representation Top 10

| | | |
|----|--|--|
| 1 | | |
| 2 | | |
| 3 | | |
| 4 | | |
| 5 | | |
| 6 | | |
| 7 | | |
| 8 | | |
| 9 | | |
| 10 | | |

Continental Representation

| | |
|--|--|
| | |
| | |
| | |
| | |

5000 women_ TOP 1200

World / Monde / Mundo

| | Nb | % |
|---------|----|------|
| < 1950 | 0 | 0,00 |
| 1950-59 | 0 | 0,00 |
| 1960-69 | 0 | 0,00 |
| 1970-79 | 0 | 0,00 |
| 1980-89 | 0 | 0,00 |
| 1990-99 | 0 | 0,00 |
| 2000-09 | 0 | 0,00 |
| 2010-19 | 0 | 0,00 |

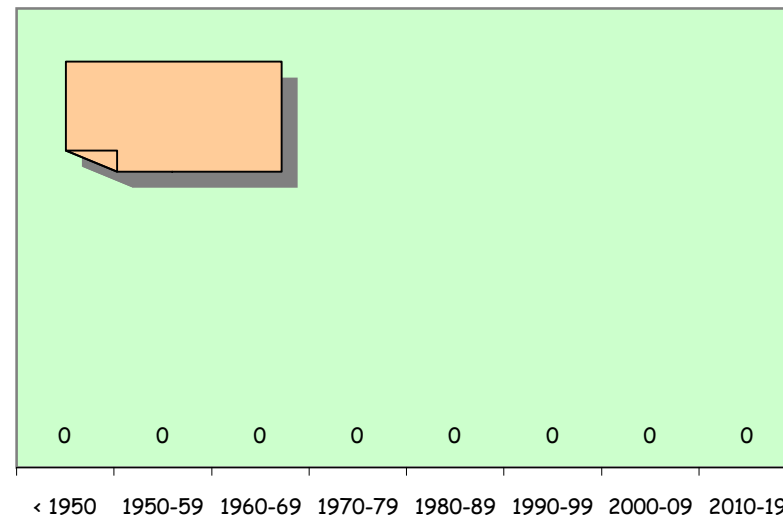
National Representation Top 10

| | | |
|----|--|--|
| 1 | | |
| 2 | | |
| 3 | | |
| 4 | | |
| 5 | | |
| 6 | | |
| 7 | | |
| 8 | | |
| 9 | | |
| 10 | | |

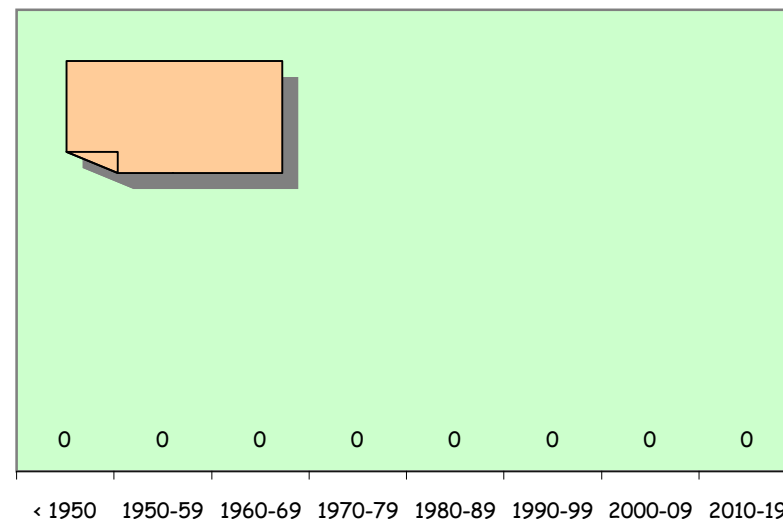
Continental Representation

| | |
|--|--|
| | |
| | |
| | |
| | |

Top 2000 - 5000 men



Top 1200 - 5000 women



10000 men _ TOP 2000

World / Monde / Mundo

| | Nb | % |
|---------|----|------|
| < 1950 | 0 | 0,00 |
| 1950-59 | 0 | 0,00 |
| 1960-69 | 0 | 0,00 |
| 1970-79 | 0 | 0,00 |
| 1980-89 | 0 | 0,00 |
| 1990-99 | 0 | 0,00 |
| 2000-09 | 0 | 0,00 |
| 2010-19 | 0 | 0,00 |

National Representation Top 10

| | | |
|----|--|--|
| 1 | | |
| 2 | | |
| 3 | | |
| 4 | | |
| 5 | | |
| 6 | | |
| 7 | | |
| 8 | | |
| 9 | | |
| 10 | | |

Continental Representation

| | |
|--|--|
| | |
| | |
| | |
| | |

10000 women_ TOP 1200

World / Monde / Mundo

| | Nb | % |
|---------|----|------|
| < 1950 | 0 | 0,00 |
| 1950-59 | 0 | 0,00 |
| 1960-69 | 0 | 0,00 |
| 1970-79 | 0 | 0,00 |
| 1980-89 | 0 | 0,00 |
| 1990-99 | 0 | 0,00 |
| 2000-09 | 0 | 0,00 |
| 2010-19 | 0 | 0,00 |

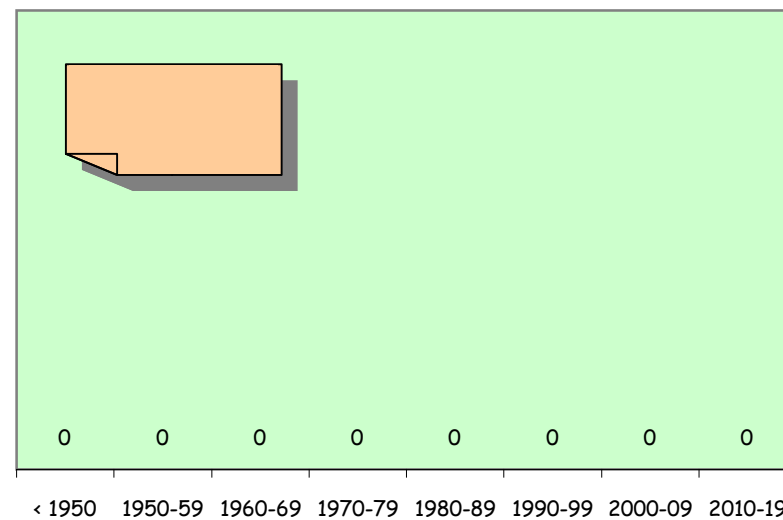
National Representation Top 10

| | | |
|----|--|--|
| 1 | | |
| 2 | | |
| 3 | | |
| 4 | | |
| 5 | | |
| 6 | | |
| 7 | | |
| 8 | | |
| 9 | | |
| 10 | | |

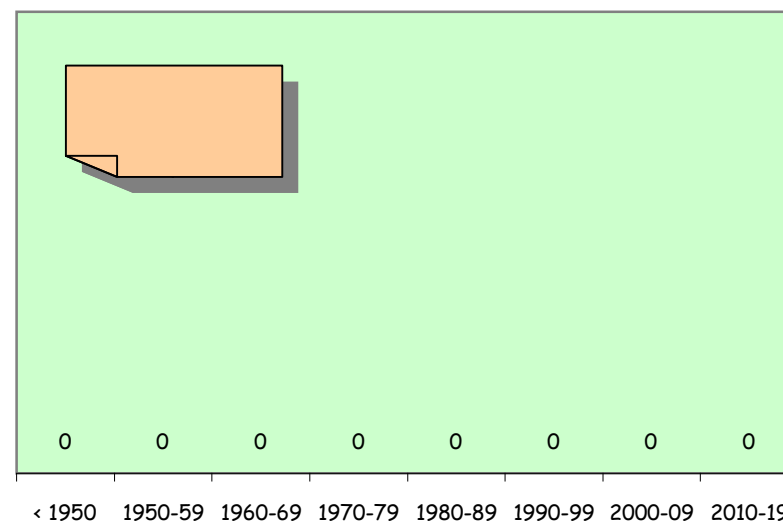
Continental Representation

| | |
|--|--|
| | |
| | |
| | |
| | |

Top 2000 - 10000 men



Top 1200 - 10000 women



Marathon men _ TOP 2000

World / Monde / Mundo

| | Nb | % |
|---------|----|------|
| < 1950 | 0 | 0,00 |
| 1950-59 | 0 | 0,00 |
| 1960-69 | 0 | 0,00 |
| 1970-79 | 0 | 0,00 |
| 1980-89 | 0 | 0,00 |
| 1990-99 | 0 | 0,00 |
| 2000-09 | 0 | 0,00 |
| 2010-19 | 0 | 0,00 |

National Representation Top 10

| | | |
|----|--|--|
| 1 | | |
| 2 | | |
| 3 | | |
| 4 | | |
| 5 | | |
| 6 | | |
| 7 | | |
| 8 | | |
| 9 | | |
| 10 | | |

Continental Representation

| | |
|--|--|
| | |
| | |
| | |
| | |

Marathon women_ TOP 1200

World / Monde / Mundo

| | Nb | % |
|---------|----|------|
| < 1950 | 0 | 0,00 |
| 1950-59 | 0 | 0,00 |
| 1960-69 | 0 | 0,00 |
| 1970-79 | 0 | 0,00 |
| 1980-89 | 0 | 0,00 |
| 1990-99 | 0 | 0,00 |
| 2000-09 | 0 | 0,00 |
| 2010-19 | 0 | 0,00 |

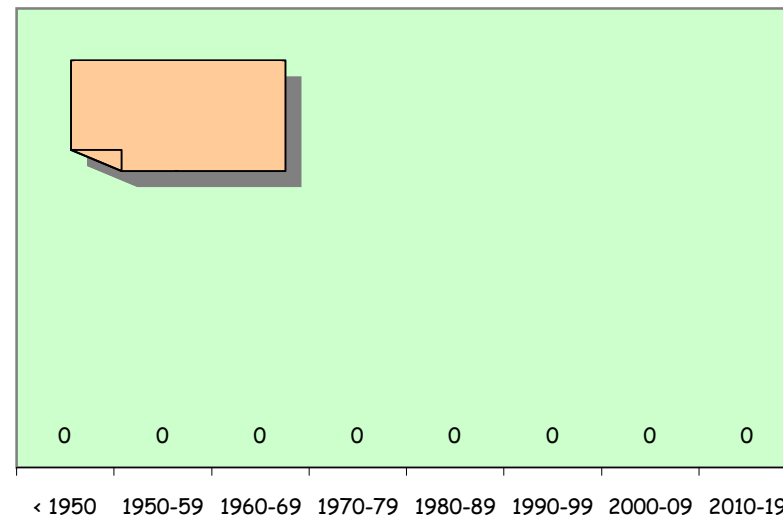
National Representation Top 10

| | | |
|----|--|--|
| 1 | | |
| 2 | | |
| 3 | | |
| 4 | | |
| 5 | | |
| 6 | | |
| 7 | | |
| 8 | | |
| 9 | | |
| 10 | | |

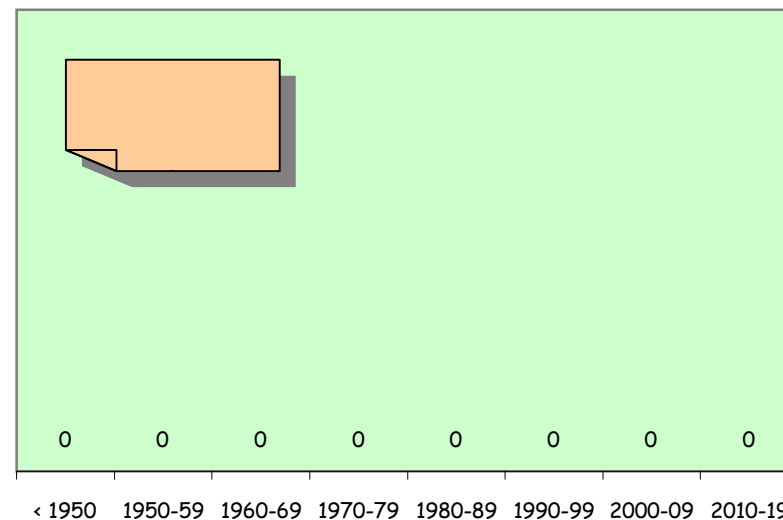
Continental Representation

| | |
|--|--|
| | |
| | |
| | |
| | |

Top 2000 - Marathon men



Top 1200 - Marathon women



3000st men _ TOP 2000

World / Monde / Mundo

| | Nb | % |
|---------|----|------|
| < 1950 | 0 | 0,00 |
| 1950-59 | 0 | 0,00 |
| 1960-69 | 0 | 0,00 |
| 1970-79 | 0 | 0,00 |
| 1980-89 | 0 | 0,00 |
| 1990-99 | 0 | 0,00 |
| 2000-09 | 0 | 0,00 |
| 2010-19 | 0 | 0,00 |

National Representation Top 10

| | | |
|----|--|--|
| 1 | | |
| 2 | | |
| 3 | | |
| 4 | | |
| 5 | | |
| 6 | | |
| 7 | | |
| 8 | | |
| 9 | | |
| 10 | | |

Continental Representation

| | |
|--|--|
| | |
| | |
| | |
| | |

3000st women_ TOP 1200

World / Monde / Mundo

| | Nb | % |
|---------|----|------|
| < 1950 | 0 | 0,00 |
| 1950-59 | 0 | 0,00 |
| 1960-69 | 0 | 0,00 |
| 1970-79 | 0 | 0,00 |
| 1980-89 | 0 | 0,00 |
| 1990-99 | 0 | 0,00 |
| 2000-09 | 0 | 0,00 |
| 2010-19 | 0 | 0,00 |

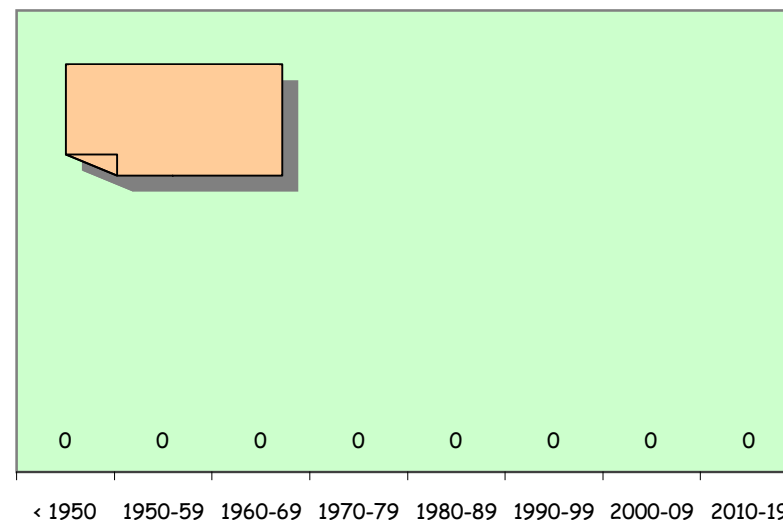
National Representation Top 10

| | | |
|----|--|--|
| 1 | | |
| 2 | | |
| 3 | | |
| 4 | | |
| 5 | | |
| 6 | | |
| 7 | | |
| 8 | | |
| 9 | | |
| 10 | | |

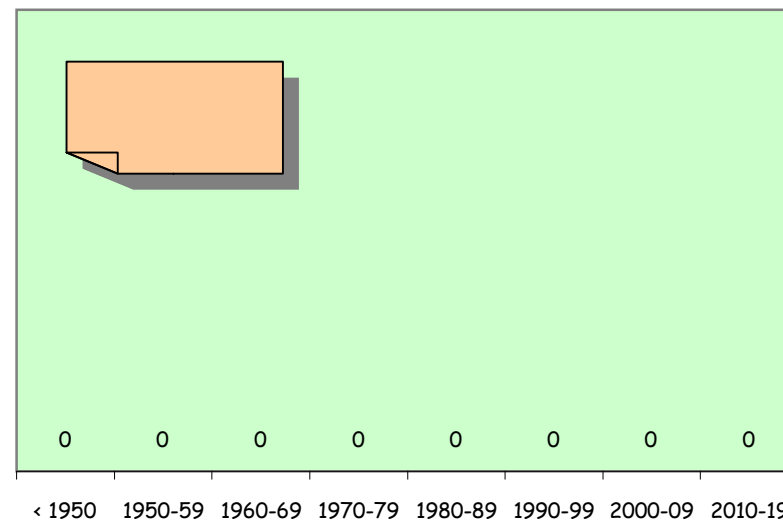
Continental Representation

| | |
|--|--|
| | |
| | |
| | |
| | |

Top 2000 - 3000st men



Top 1200 - 3000st women



110H men _ TOP 2000

World / Monde / Mundo

| | Nb | % |
|---------|----|------|
| < 1950 | 0 | 0,00 |
| 1950-59 | 0 | 0,00 |
| 1960-69 | 0 | 0,00 |
| 1970-79 | 0 | 0,00 |
| 1980-89 | 0 | 0,00 |
| 1990-99 | 0 | 0,00 |
| 2000-09 | 0 | 0,00 |
| 2010-19 | 0 | 0,00 |

National Representation Top 10

| | | |
|----|--|--|
| 1 | | |
| 2 | | |
| 3 | | |
| 4 | | |
| 5 | | |
| 6 | | |
| 7 | | |
| 8 | | |
| 9 | | |
| 10 | | |

Continental Representation

| | |
|--|--|
| | |
| | |
| | |
| | |

100H women_ TOP 1200

World / Monde / Mundo

| | Nb | % |
|---------|----|------|
| < 1950 | 0 | 0,00 |
| 1950-59 | 0 | 0,00 |
| 1960-69 | 0 | 0,00 |
| 1970-79 | 0 | 0,00 |
| 1980-89 | 0 | 0,00 |
| 1990-99 | 0 | 0,00 |
| 2000-09 | 0 | 0,00 |
| 2010-19 | 0 | 0,00 |

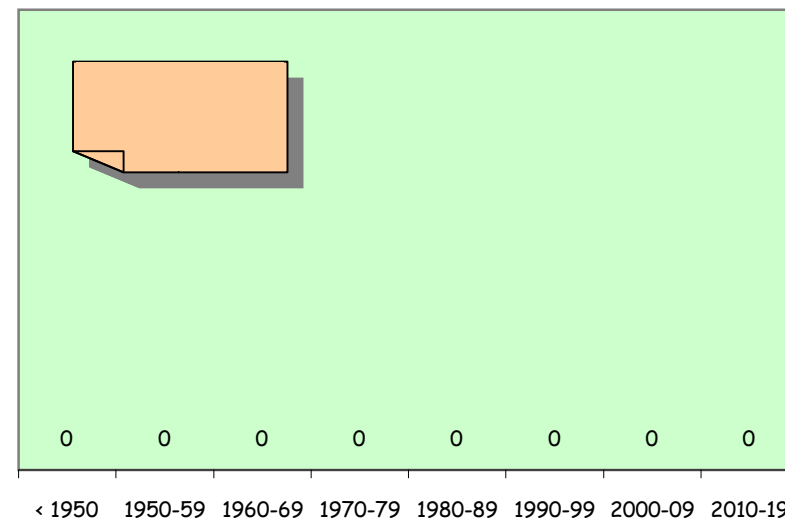
National Representation Top 10

| | | |
|----|--|--|
| 1 | | |
| 2 | | |
| 3 | | |
| 4 | | |
| 5 | | |
| 6 | | |
| 7 | | |
| 8 | | |
| 9 | | |
| 10 | | |

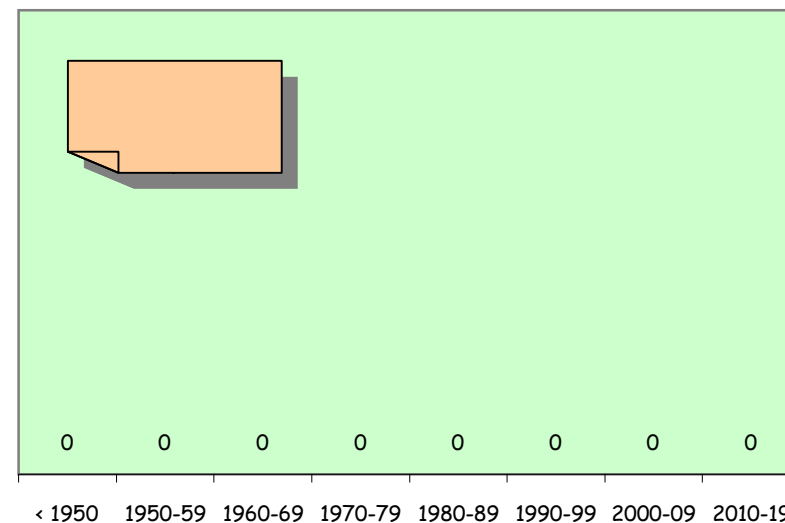
Continental Representation

| | |
|--|--|
| | |
| | |
| | |
| | |

Top 2000 - 110H men



Top 1200 - 100H women



400H men _ TOP 2000

World / Monde / Mundo

| | Nb | % |
|---------|----|------|
| < 1950 | 0 | 0,00 |
| 1950-59 | 0 | 0,00 |
| 1960-69 | 0 | 0,00 |
| 1970-79 | 0 | 0,00 |
| 1980-89 | 0 | 0,00 |
| 1990-99 | 0 | 0,00 |
| 2000-09 | 0 | 0,00 |
| 2010-19 | 0 | 0,00 |

National Representation Top 10

| | | |
|----|--|--|
| 1 | | |
| 2 | | |
| 3 | | |
| 4 | | |
| 5 | | |
| 6 | | |
| 7 | | |
| 8 | | |
| 9 | | |
| 10 | | |

Continental Representation

| | |
|--|--|
| | |
| | |
| | |
| | |

400H women_ TOP 1200

World / Monde / Mundo

| | Nb | % |
|---------|----|------|
| < 1950 | 0 | 0,00 |
| 1950-59 | 0 | 0,00 |
| 1960-69 | 0 | 0,00 |
| 1970-79 | 0 | 0,00 |
| 1980-89 | 0 | 0,00 |
| 1990-99 | 0 | 0,00 |
| 2000-09 | 0 | 0,00 |
| 2010-19 | 0 | 0,00 |

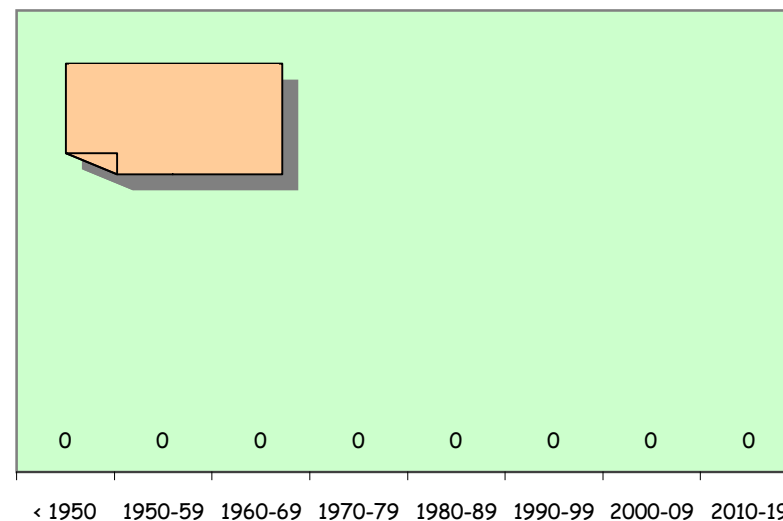
National Representation Top 10

| | | |
|----|--|--|
| 1 | | |
| 2 | | |
| 3 | | |
| 4 | | |
| 5 | | |
| 6 | | |
| 7 | | |
| 8 | | |
| 9 | | |
| 10 | | |

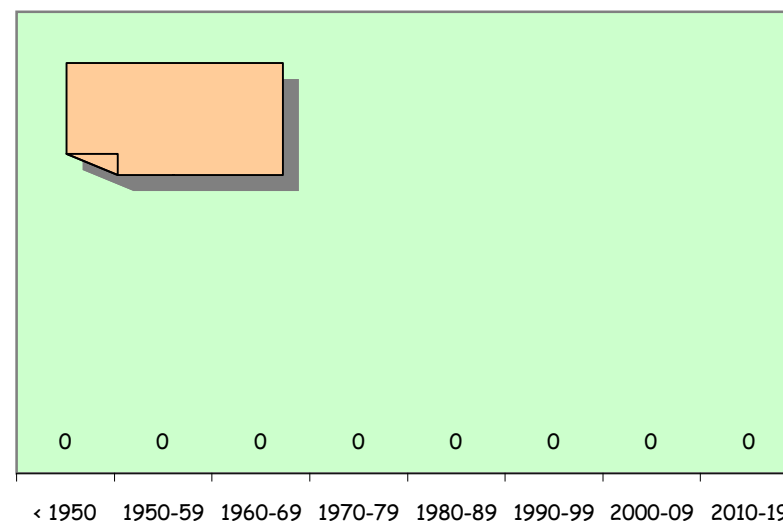
Continental Representation

| | |
|--|--|
| | |
| | |
| | |
| | |

Top 2000 - 400H men



Top 1200 - 400H women



High jump men _ TOP 2000

World / Monde / Mundo

| | Nb | % |
|---------|----|------|
| < 1950 | 0 | 0,00 |
| 1950-59 | 0 | 0,00 |
| 1960-69 | 0 | 0,00 |
| 1970-79 | 0 | 0,00 |
| 1980-89 | 0 | 0,00 |
| 1990-99 | 0 | 0,00 |
| 2000-09 | 0 | 0,00 |
| 2010-19 | 0 | 0,00 |

National Representation Top 10

| | | |
|----|--|--|
| 1 | | |
| 2 | | |
| 3 | | |
| 4 | | |
| 5 | | |
| 6 | | |
| 7 | | |
| 8 | | |
| 9 | | |
| 10 | | |

Continental Representation

| | |
|--|--|
| | |
| | |
| | |
| | |

High jump women_ TOP 1200

World / Monde / Mundo

| | Nb | % |
|---------|----|------|
| < 1950 | 0 | 0,00 |
| 1950-59 | 0 | 0,00 |
| 1960-69 | 0 | 0,00 |
| 1970-79 | 0 | 0,00 |
| 1980-89 | 0 | 0,00 |
| 1990-99 | 0 | 0,00 |
| 2000-09 | 0 | 0,00 |
| 2010-19 | 0 | 0,00 |

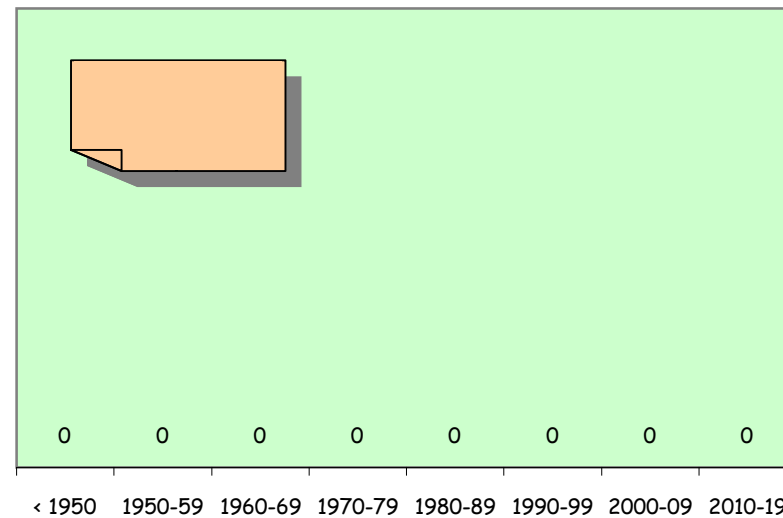
National Representation Top 10

| | | |
|----|--|--|
| 1 | | |
| 2 | | |
| 3 | | |
| 4 | | |
| 5 | | |
| 6 | | |
| 7 | | |
| 8 | | |
| 9 | | |
| 10 | | |

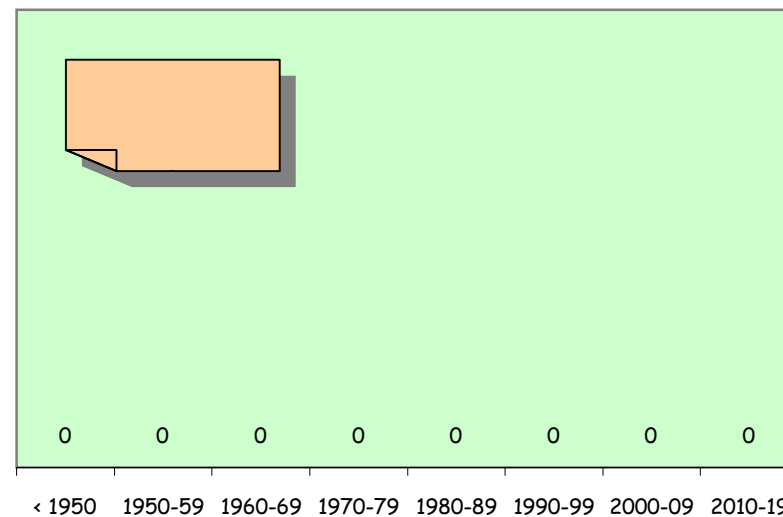
Continental Representation

| | |
|--|--|
| | |
| | |
| | |
| | |

Top 2000 - High jump men



Top 1200 - High jump women



Pole vault men _ TOP 2000

World / Monde / Mundo

| | Nb | % |
|---------|----|------|
| < 1950 | 0 | 0,00 |
| 1950-59 | 0 | 0,00 |
| 1960-69 | 0 | 0,00 |
| 1970-79 | 0 | 0,00 |
| 1980-89 | 0 | 0,00 |
| 1990-99 | 0 | 0,00 |
| 2000-09 | 0 | 0,00 |
| 2010-19 | 0 | 0,00 |

National Representation Top 10

| | | |
|----|--|--|
| 1 | | |
| 2 | | |
| 3 | | |
| 4 | | |
| 5 | | |
| 6 | | |
| 7 | | |
| 8 | | |
| 9 | | |
| 10 | | |

Continental Representation

| | |
|--|--|
| | |
| | |
| | |
| | |

Pole vault women_ TOP 1200

World / Monde / Mundo

| | Nb | % |
|---------|----|------|
| < 1950 | 0 | 0,00 |
| 1950-59 | 0 | 0,00 |
| 1960-69 | 0 | 0,00 |
| 1970-79 | 0 | 0,00 |
| 1980-89 | 0 | 0,00 |
| 1990-99 | 0 | 0,00 |
| 2000-09 | 0 | 0,00 |
| 2010-19 | 0 | 0,00 |

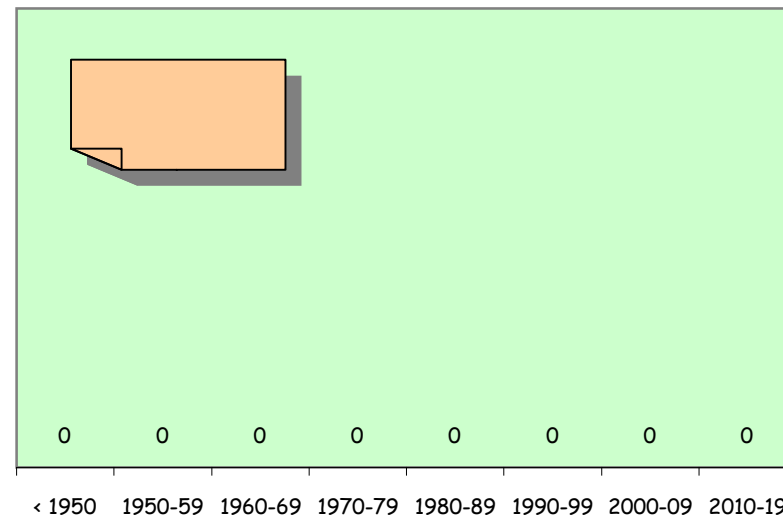
National Representation Top 10

| | | |
|----|--|--|
| 1 | | |
| 2 | | |
| 3 | | |
| 4 | | |
| 5 | | |
| 6 | | |
| 7 | | |
| 8 | | |
| 9 | | |
| 10 | | |

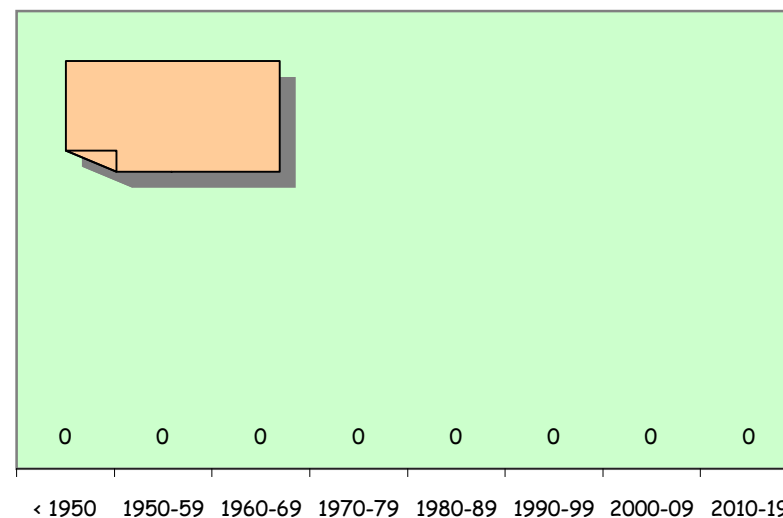
Continental Representation

| | |
|--|--|
| | |
| | |
| | |
| | |

Top 2000 - Pole vault men



Top 1200 - Pole vault women



Long jump men _ TOP 2000

World / Monde / Mundo

| | Nb | % |
|---------|----|------|
| < 1950 | 0 | 0,00 |
| 1950-59 | 0 | 0,00 |
| 1960-69 | 0 | 0,00 |
| 1970-79 | 0 | 0,00 |
| 1980-89 | 0 | 0,00 |
| 1990-99 | 0 | 0,00 |
| 2000-09 | 0 | 0,00 |
| 2010-19 | 0 | 0,00 |

National Representation Top 10

| | | |
|----|--|--|
| 1 | | |
| 2 | | |
| 3 | | |
| 4 | | |
| 5 | | |
| 6 | | |
| 7 | | |
| 8 | | |
| 9 | | |
| 10 | | |

Continental Representation

| | |
|--|--|
| | |
| | |
| | |
| | |

Long jump women_ TOP 1200

World / Monde / Mundo

| | Nb | % |
|---------|----|------|
| < 1950 | 0 | 0,00 |
| 1950-59 | 0 | 0,00 |
| 1960-69 | 0 | 0,00 |
| 1970-79 | 0 | 0,00 |
| 1980-89 | 0 | 0,00 |
| 1990-99 | 0 | 0,00 |
| 2000-09 | 0 | 0,00 |
| 2010-19 | 0 | 0,00 |

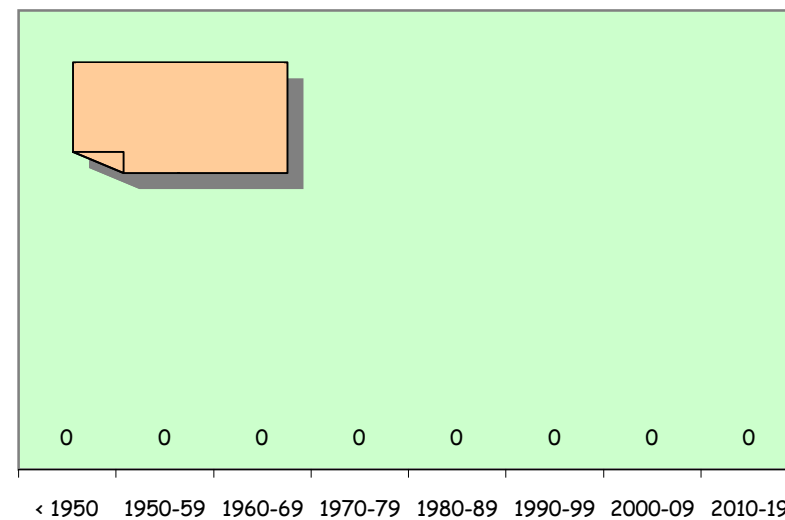
National Representation Top 10

| | | |
|----|--|--|
| 1 | | |
| 2 | | |
| 3 | | |
| 4 | | |
| 5 | | |
| 6 | | |
| 7 | | |
| 8 | | |
| 9 | | |
| 10 | | |

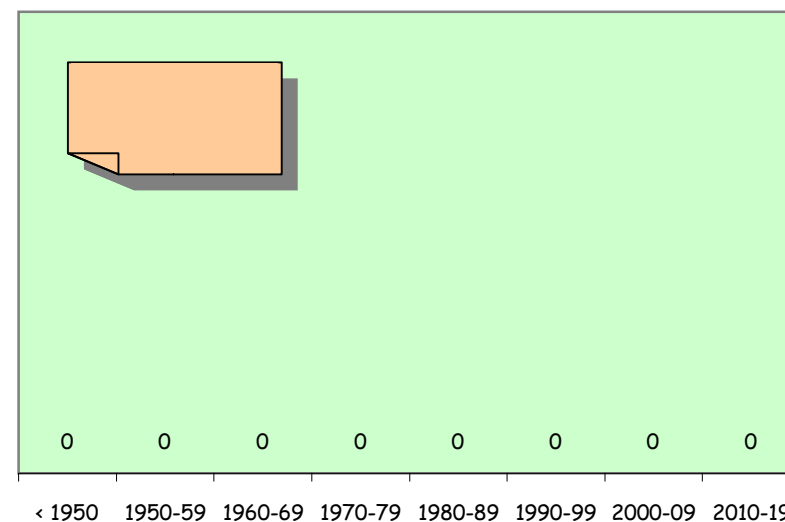
Continental Representation

| | |
|--|--|
| | |
| | |
| | |
| | |

Top 2000 - Long jump men



Top 1200 - Long jump women



Triple jump men _ TOP 2000

World / Monde / Mundo

| | Nb | % |
|---------|----|------|
| < 1950 | 0 | 0,00 |
| 1950-59 | 0 | 0,00 |
| 1960-69 | 0 | 0,00 |
| 1970-79 | 0 | 0,00 |
| 1980-89 | 0 | 0,00 |
| 1990-99 | 0 | 0,00 |
| 2000-09 | 0 | 0,00 |
| 2010-19 | 0 | 0,00 |

National Representation Top 10

| | | |
|----|--|--|
| 1 | | |
| 2 | | |
| 3 | | |
| 4 | | |
| 5 | | |
| 6 | | |
| 7 | | |
| 8 | | |
| 9 | | |
| 10 | | |

Continental Representation

| | |
|--|--|
| | |
| | |
| | |
| | |

Triple jump women_ TOP 1200

World / Monde / Mundo

| | Nb | % |
|---------|----|------|
| < 1950 | 0 | 0,00 |
| 1950-59 | 0 | 0,00 |
| 1960-69 | 0 | 0,00 |
| 1970-79 | 0 | 0,00 |
| 1980-89 | 0 | 0,00 |
| 1990-99 | 0 | 0,00 |
| 2000-09 | 0 | 0,00 |
| 2010-19 | 0 | 0,00 |

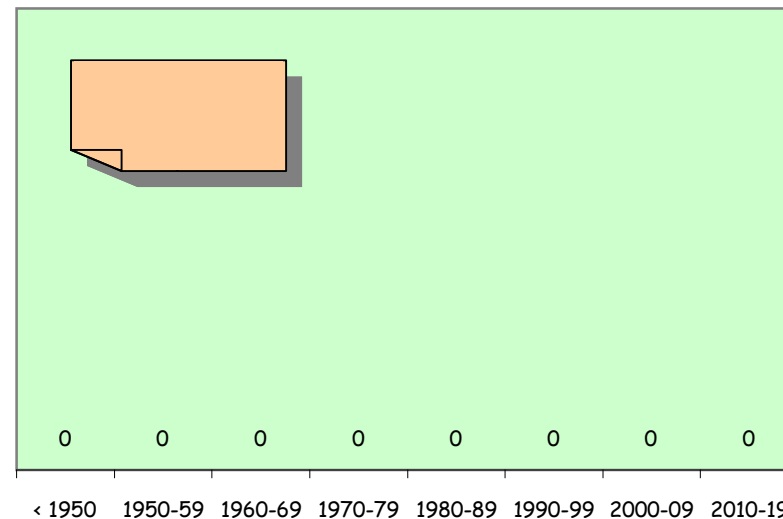
National Representation Top 10

| | | |
|----|--|--|
| 1 | | |
| 2 | | |
| 3 | | |
| 4 | | |
| 5 | | |
| 6 | | |
| 7 | | |
| 8 | | |
| 9 | | |
| 10 | | |

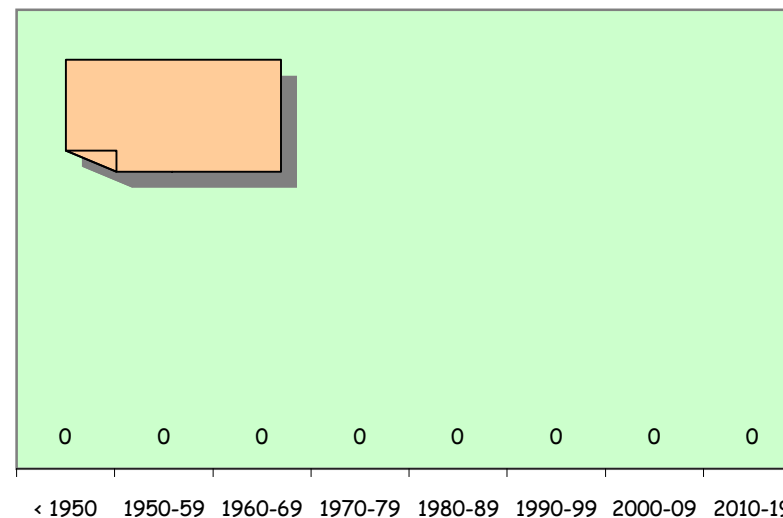
Continental Representation

| | |
|--|--|
| | |
| | |
| | |
| | |

Top 2000 - Triple jump men



Top 1200 - Triple jump women



Shot put men _ TOP 2000

World / Monde / Mundo

| | Nb | % |
|---------|----|------|
| < 1950 | 0 | 0,00 |
| 1950-59 | 0 | 0,00 |
| 1960-69 | 0 | 0,00 |
| 1970-79 | 0 | 0,00 |
| 1980-89 | 0 | 0,00 |
| 1990-99 | 0 | 0,00 |
| 2000-09 | 0 | 0,00 |
| 2010-19 | 0 | 0,00 |

National Representation Top 10

| | | |
|----|--|--|
| 1 | | |
| 2 | | |
| 3 | | |
| 4 | | |
| 5 | | |
| 6 | | |
| 7 | | |
| 8 | | |
| 9 | | |
| 10 | | |

Continental Representation

| | |
|--|--|
| | |
| | |
| | |
| | |

Shot put women_ TOP 1200

World / Monde / Mundo

| | Nb | % |
|---------|----|------|
| < 1950 | 0 | 0,00 |
| 1950-59 | 0 | 0,00 |
| 1960-69 | 0 | 0,00 |
| 1970-79 | 0 | 0,00 |
| 1980-89 | 0 | 0,00 |
| 1990-99 | 0 | 0,00 |
| 2000-09 | 0 | 0,00 |
| 2010-19 | 0 | 0,00 |

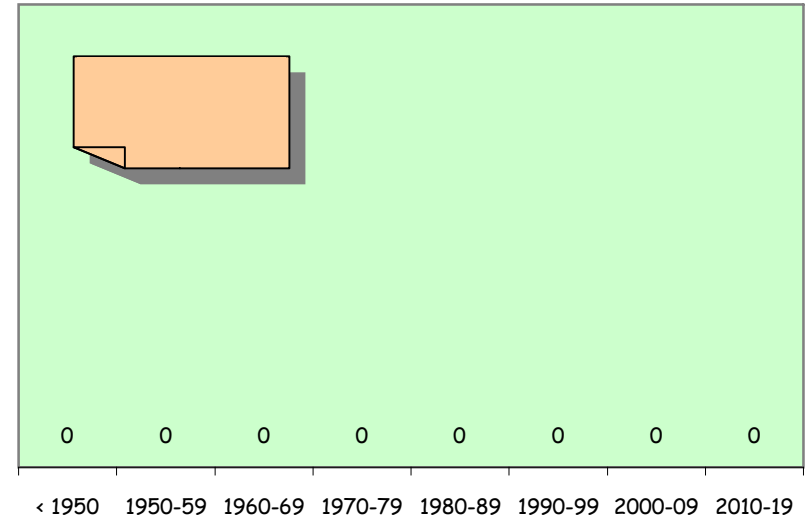
National Representation Top 10

| | | |
|----|--|--|
| 1 | | |
| 2 | | |
| 3 | | |
| 4 | | |
| 5 | | |
| 6 | | |
| 7 | | |
| 8 | | |
| 9 | | |
| 10 | | |

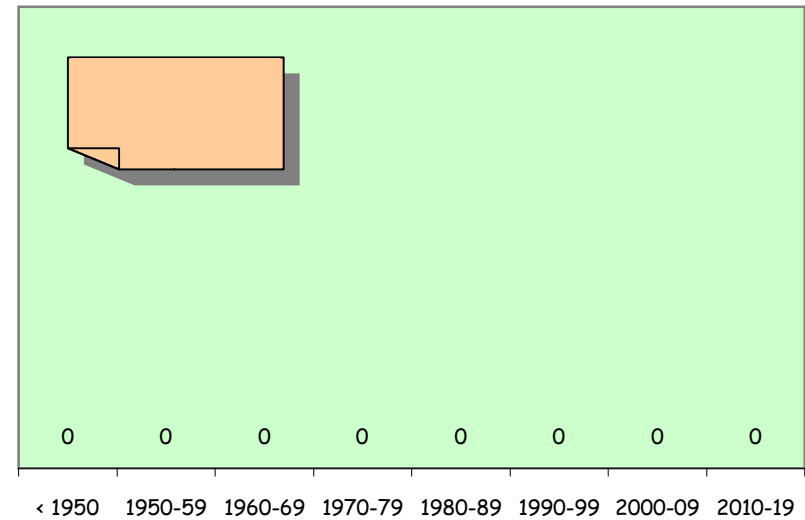
Continental Representation

| | |
|--|--|
| | |
| | |
| | |
| | |

Top 2000 - Shot put men



Top 1200 - Shot put women



Discus men _ TOP 2000

World / Monde / Mundo

| | Nb | % |
|---------|----|------|
| < 1950 | 0 | 0,00 |
| 1950-59 | 0 | 0,00 |
| 1960-69 | 0 | 0,00 |
| 1970-79 | 0 | 0,00 |
| 1980-89 | 0 | 0,00 |
| 1990-99 | 0 | 0,00 |
| 2000-09 | 0 | 0,00 |
| 2010-19 | 0 | 0,00 |

National Representation Top 10

| | | |
|----|--|--|
| 1 | | |
| 2 | | |
| 3 | | |
| 4 | | |
| 5 | | |
| 6 | | |
| 7 | | |
| 8 | | |
| 9 | | |
| 10 | | |

Continental Representation

| | |
|--|--|
| | |
| | |
| | |
| | |

Discus women_ TOP 1200

World / Monde / Mundo

| | Nb | % |
|---------|----|------|
| < 1950 | 0 | 0,00 |
| 1950-59 | 0 | 0,00 |
| 1960-69 | 0 | 0,00 |
| 1970-79 | 0 | 0,00 |
| 1980-89 | 0 | 0,00 |
| 1990-99 | 0 | 0,00 |
| 2000-09 | 0 | 0,00 |
| 2010-19 | 0 | 0,00 |

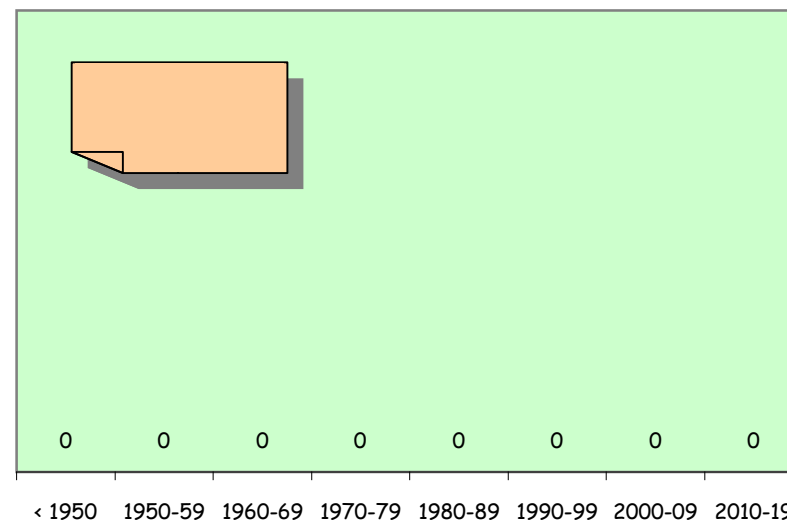
National Representation Top 10

| | | |
|----|--|--|
| 1 | | |
| 2 | | |
| 3 | | |
| 4 | | |
| 5 | | |
| 6 | | |
| 7 | | |
| 8 | | |
| 9 | | |
| 10 | | |

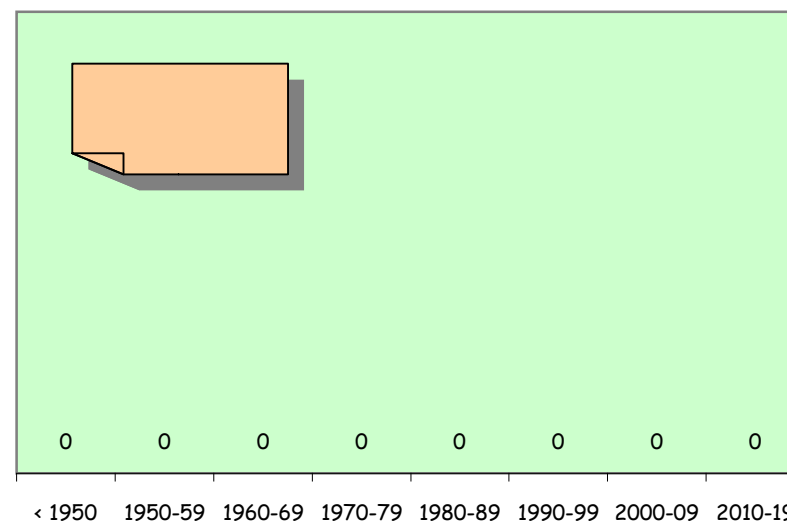
Continental Representation

| | |
|--|--|
| | |
| | |
| | |
| | |

Top 2000 - Discus men



Top 1200 - Discus women



Hammer men _ TOP 2000

World / Monde / Mundo

| | Nb | % |
|---------|----|------|
| < 1950 | 0 | 0,00 |
| 1950-59 | 0 | 0,00 |
| 1960-69 | 0 | 0,00 |
| 1970-79 | 0 | 0,00 |
| 1980-89 | 0 | 0,00 |
| 1990-99 | 0 | 0,00 |
| 2000-09 | 0 | 0,00 |
| 2010-19 | 0 | 0,00 |

National Representation Top 10

| | | |
|----|--|--|
| 1 | | |
| 2 | | |
| 3 | | |
| 4 | | |
| 5 | | |
| 6 | | |
| 7 | | |
| 8 | | |
| 9 | | |
| 10 | | |

Continental Representation

| | |
|--|--|
| | |
| | |
| | |
| | |

Hammer women_ TOP 1200

World / Monde / Mundo

| | Nb | % |
|---------|----|------|
| < 1950 | 0 | 0,00 |
| 1950-59 | 0 | 0,00 |
| 1960-69 | 0 | 0,00 |
| 1970-79 | 0 | 0,00 |
| 1980-89 | 0 | 0,00 |
| 1990-99 | 0 | 0,00 |
| 2000-09 | 0 | 0,00 |
| 2010-19 | 0 | 0,00 |

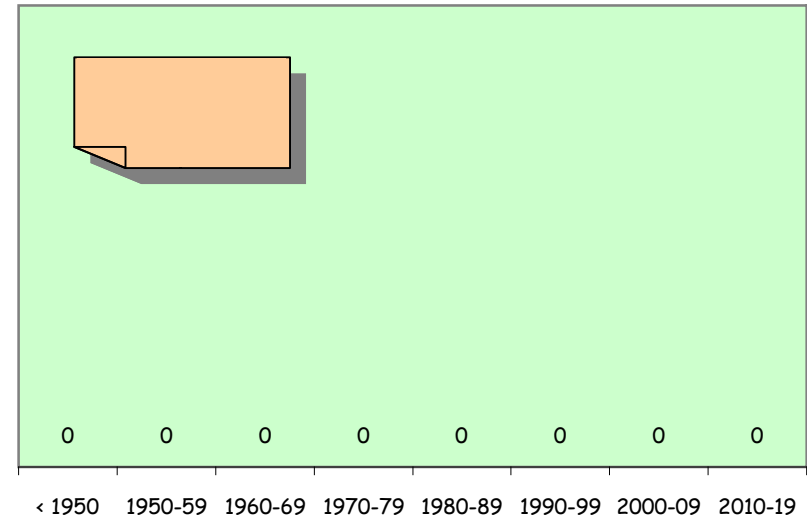
National Representation Top 10

| | | |
|----|--|--|
| 1 | | |
| 2 | | |
| 3 | | |
| 4 | | |
| 5 | | |
| 6 | | |
| 7 | | |
| 8 | | |
| 9 | | |
| 10 | | |

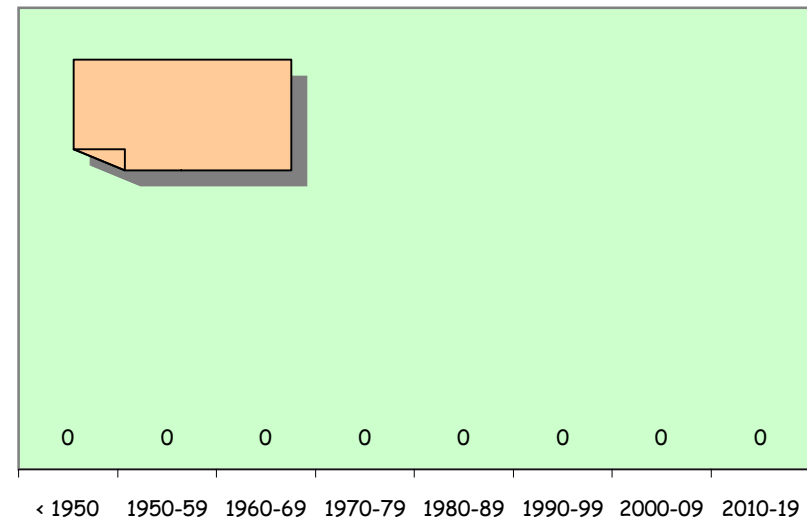
Continental Representation

| | |
|--|--|
| | |
| | |
| | |
| | |

Top 2000 - Hammer men



Top 1200 - Hammer women



Javelin _ TOP 2000

World / Monde / Mundo

| | Nb | % |
|---------|----|------|
| < 1950 | 0 | 0,00 |
| 1950-59 | 0 | 0,00 |
| 1960-69 | 0 | 0,00 |
| 1970-79 | 0 | 0,00 |
| 1980-89 | 0 | 0,00 |
| 1990-99 | 0 | 0,00 |
| 2000-09 | 0 | 0,00 |
| 2010-19 | 0 | 0,00 |

National Representation Top 10

| | | |
|----|--|--|
| 1 | | |
| 2 | | |
| 3 | | |
| 4 | | |
| 5 | | |
| 6 | | |
| 7 | | |
| 8 | | |
| 9 | | |
| 10 | | |

Continental Representation

| | |
|--|--|
| | |
| | |
| | |
| | |

Javelin women_ TOP 1200

World / Monde / Mundo

| | Nb | % |
|---------|----|------|
| < 1950 | 0 | 0,00 |
| 1950-59 | 0 | 0,00 |
| 1960-69 | 0 | 0,00 |
| 1970-79 | 0 | 0,00 |
| 1980-89 | 0 | 0,00 |
| 1990-99 | 0 | 0,00 |
| 2000-09 | 0 | 0,00 |
| 2010-19 | 0 | 0,00 |

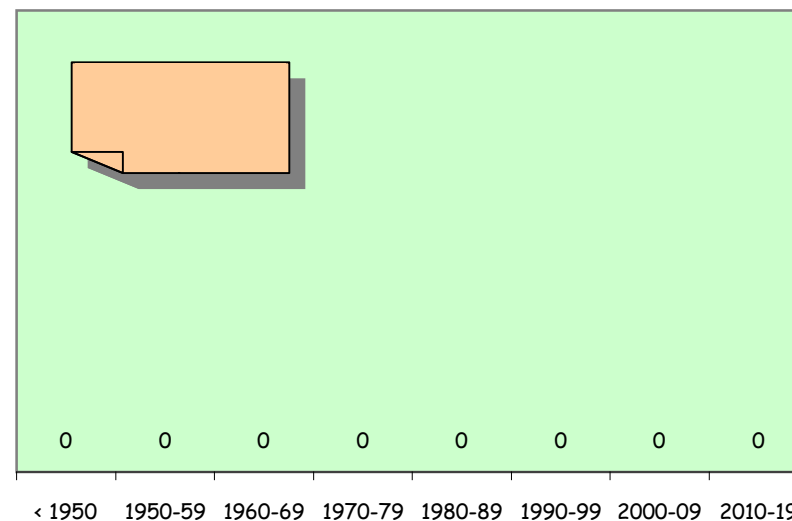
National Representation Top 10

| | | |
|----|--|--|
| 1 | | |
| 2 | | |
| 3 | | |
| 4 | | |
| 5 | | |
| 6 | | |
| 7 | | |
| 8 | | |
| 9 | | |
| 10 | | |

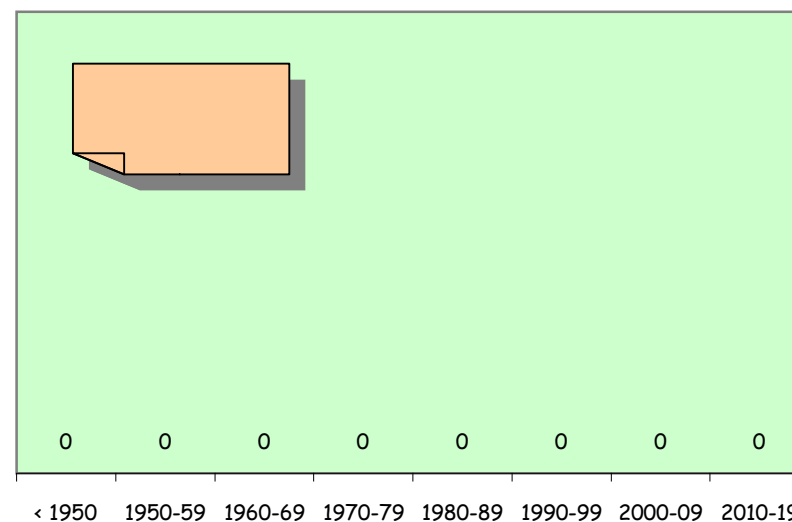
Continental Representation

| | |
|--|--|
| | |
| | |
| | |
| | |

Top 2000 - Javelin men



Top 1200 - Javelin women



Decathlon _ TOP 2000

World / Monde / Mundo

| | Nb | % |
|---------|----|------|
| < 1950 | 0 | 0,00 |
| 1950-59 | 0 | 0,00 |
| 1960-69 | 0 | 0,00 |
| 1970-79 | 0 | 0,00 |
| 1980-89 | 0 | 0,00 |
| 1990-99 | 0 | 0,00 |
| 2000-09 | 0 | 0,00 |
| 2010-19 | 0 | 0,00 |

National Representation Top 10

| | | |
|----|--|--|
| 1 | | |
| 2 | | |
| 3 | | |
| 4 | | |
| 5 | | |
| 6 | | |
| 7 | | |
| 8 | | |
| 9 | | |
| 10 | | |

Continental Representation

| | |
|--|--|
| | |
| | |
| | |
| | |

Heptathlon women_ TOP 1200

World / Monde / Mundo

| | Nb | % |
|---------|----|------|
| < 1950 | 0 | 0,00 |
| 1950-59 | 0 | 0,00 |
| 1960-69 | 0 | 0,00 |
| 1970-79 | 0 | 0,00 |
| 1980-89 | 0 | 0,00 |
| 1990-99 | 0 | 0,00 |
| 2000-09 | 0 | 0,00 |
| 2010-19 | 0 | 0,00 |

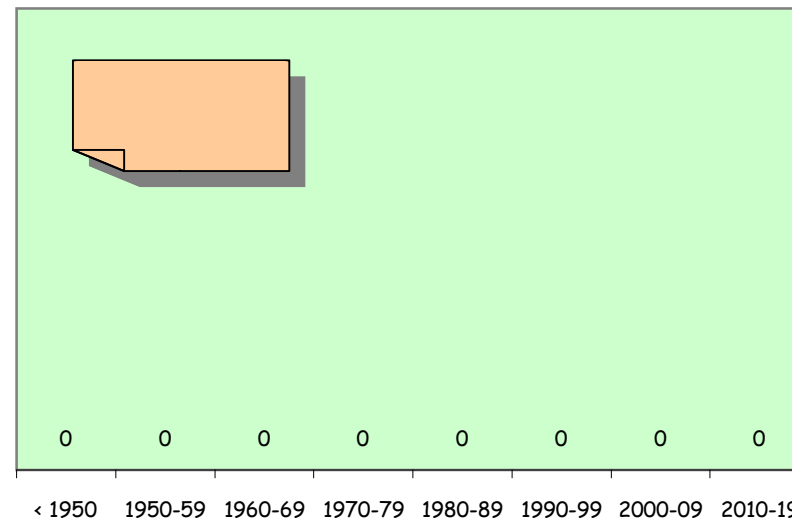
National Representation Top 10

| | | |
|----|--|--|
| 1 | | |
| 2 | | |
| 3 | | |
| 4 | | |
| 5 | | |
| 6 | | |
| 7 | | |
| 8 | | |
| 9 | | |
| 10 | | |

Continental Representation

| | |
|--|--|
| | |
| | |
| | |
| | |

Top 2000 - Decathlon men



Top 1200 - Heptathlon women

